

World Values Survey 2006

Report to the Prime Minister

**Research Study Conducted for
Government of Trinidad & Tobago**



By MORI Caribbean

MORI
Caribbean

- **Fieldwork conducted 14 September – 8 November 2006**

Contents

1. Introduction	1
2. Summary	6
Appendices	7
Charts	
Top Line Questionnaire	
Technical Appendix	

1. Introduction

1.1. Background and objectives

The World Values Survey is a worldwide investigation of socio-cultural and political change. It is conducted by a network of social scientists at leading universities all around world.

Interviews have been carried out with nationally representative samples of the publics of more than 80 societies on all six inhabited continents. A total of four waves have been carried out since 1981 making it possible to carry out reliable global cross-cultural analyses and analysis of changes over time in those countries which have participated.

The World Values Survey was carried out at the end of 2006 in Trinidad & Tobago, the first time that it has been conducted in the Eastern Caribbean. It was initiated by Professor Sir Robert Worcester, Chancellor of the University of Kent, Great Britain, and Governor and Visiting Professor at the London School of Economics and Political Science. It was funded by the Government of Trinidad & Tobago for whom Sir Robert has conducted many studies over the past six years. Sir Robert enlisted the distinguished Emeritus Professor of Political Science Selwyn Ryan, a leading scholar of the history and culture of the Eastern Caribbean, based until his retirement at the University of the West Indies, Port of Spain, Trinidad, to provide insight into the cultural and political values background to the findings. They have been assisted in the survey and in the co-authored book to be published in 2009 by Mark Gill, Sir Robert's colleague at MORI Caribbean, which specialises in research in the Eastern Caribbean. Dr Saith is contributing the preface to the book.

The World Values Survey has produced evidence of gradual but pervasive changes in what people want out of life. Moreover, the survey shows that the basic direction of these changes is, to some extent, predictable.

The WVS is being carried out with local funding for each survey (though in some cases, it has been possible to raise supplementary funds from outside sources). In exchange for providing the data from interviews with a representative national sample of at least 1,000 people in their own society, each participating group gets immediate access to the data from all of the other participating societies (although there is a limitation on publication of the findings to allow scholars in each country to publish their own data ahead of the release of the databank from all countries). Thus, we will be able to compare the basic values and beliefs of the people of their own society with those of more than 50 other societies this coming year.

The World Values Survey data have become increasingly well-known in recent years, and have been utilized in more than four hundred publications in more than twenty languages. These data have also been used extensively in graduate seminars and for instructional purposes more broadly.

The Origins of the World Values Surveys

The World Values Surveys grew out of a study launched by the European Values Survey group (EVS) in 1981. The EVS carried out surveys in ten West European societies; it evoked such widespread interest that it was replicated in 14 additional countries and has grown since then.

Findings from these surveys suggested that predictable cultural changes were taking place. To monitor these changes, a new wave of surveys was launched, this time designed to be carried out globally, with Professor Ronald Inglehart coordinating the surveys outside Western Europe.

Coherent patterns of change were observed from 1981 to 1990, with a wide range of key values. To monitor these changes and probe more deeply into their causes and consequences, the group agreed to carry out additional waves of research in 1995 and 2000; and subsequently the 2005-6 wave. These last two waves have been designed to give special attention to obtaining better coverage of non-Western societies and analyzing the development of a democratic political culture in the emerging democracies.

Data from the four waves of the Values Surveys, carried out in 1981, 1990-1991, 1995-1996 and 1999-2001 can be obtained from the ICPSR survey data archive at the University of Michigan and from other major archives. The 2005-6 wave will be on line at the end of this year. The usefulness of these surveys has grown as they have come to provide more complete coverage of the world's societies, and as the time series that they cover has grown longer. More than 80 independent countries have been surveyed in at least one wave of this investigation. These countries include almost 85 percent of the world's population. The World Values surveys provide a broader range of variation than has ever before been available for analyzing the impact of the values and beliefs of mass publics on political and social life. This unique database makes it possible to examine cross-level linkages, such as that between public values and economic growth; or between environmental pollution and mass attitudes toward environmental protection; or that between political culture and democratic institutions

1.2. Methodology

- The World Values Survey was conducted in Trinidad & Tobago, face to face with a random probability sample of 1,002 Trinidad & Tobago adults 18+ from 14 September – 8 November 2006.

1.3. Weighting

The data have been weighted by age, ethnicity, gender and regional corporation to the 2000 census data. Weighting for work status is derived from an analysis of the most recent labour force survey data.

1.4. Area combinations

Reference is made in the tabulations to different areas of the country, which have been classified as follows:

- i. North (Port of Spain and Diego Martin);
- ii. South (San Fernando, Point Fortin, Princes Town, Penal/Debe and Siparia);
- iii. East (Arima, San Juan/Laventille, Tunapuna/Piarco, Rio Claro/Mayaro and Sangre Grande);
- iv. Central (Chaguanas and Couva/Tabaquite/Talparo); and
- v. Tobago.

1.5. Presentation and interpretation of the data

This study is based on interviews conducted on a representative sample of the adult population of Trinidad & Tobago. All results are therefore subject to sampling tolerances, which means that not all differences are statistically significant. In general, results based on the full sample are subject to a confidence interval of ± 3 percentage points. A guide to statistical reliability is appended.

Where percentages do not sum to 100, this may be due to computer rounding, the exclusion of “don’t know” categories, or multiple answers. Throughout the volume, an asterisk (*) denotes any value less than half a per cent but greater than zero.

It is also worth emphasising that the survey deals with citizens' *perceptions* at the time the survey was conducted rather than with facts and these may not accurately reflect the level of services actually being delivered.

1.6. Acknowledgements

MORI Caribbean would like to thank the Prime Minister the Honourable Patrick Manning who personally supported the commissioning of the country's participation in the World Values Survey, Senator, Dr. the Honourable Lenny Saith, then Minister of the Ministry of Public Administration and Information, Ms Jacqui Wilson, then Permanent Secretary at MAPI, for their support for the survey and his participation throughout; Ms Arlene McComie, current Permanent Secretary at the Ministry of Public Administration and her colleagues. In particular, we would like to thank all the interviewers on the project and the 1,002 citizens of Trinidad & Tobago who gave up their time to take part in this survey and to tell us their views.

2. Summary

- People are very proud to be Trinidadian/Tobagonian and part of an integrated, multi-ethnic, country
- Trinidadians/Tobagonians recognise the importance of their families in their lives
- They recognise the importance of the work ethic
- There is a high level of importance of religion and God in their lives and in their society
- There is a belief in tolerance and respect, and obedience, as important characteristics children should be taught
- While they express a belief in equality of the sexes in politics and business, but are concerned that life in TT not necessarily equitable
- There is a strong desire for people to have control over their lives
- People are split on the impact and potential benefits of science
- Belief in democracy, which in particular means fair elections, strong economy, equality between sexes, criminals are punished
- Government should concentrate more on TT's problems than world problems
- Most people are socially conservative

3. Appendices

MORI
Caribbean

World Values Survey: Trinidad & Tobago

Sir Robert Worcester, Mark Gill and Professor Selwyn Ryan

Research conducted by MORI Caribbean

September – November 2006

MORI
Caribbean

Contents

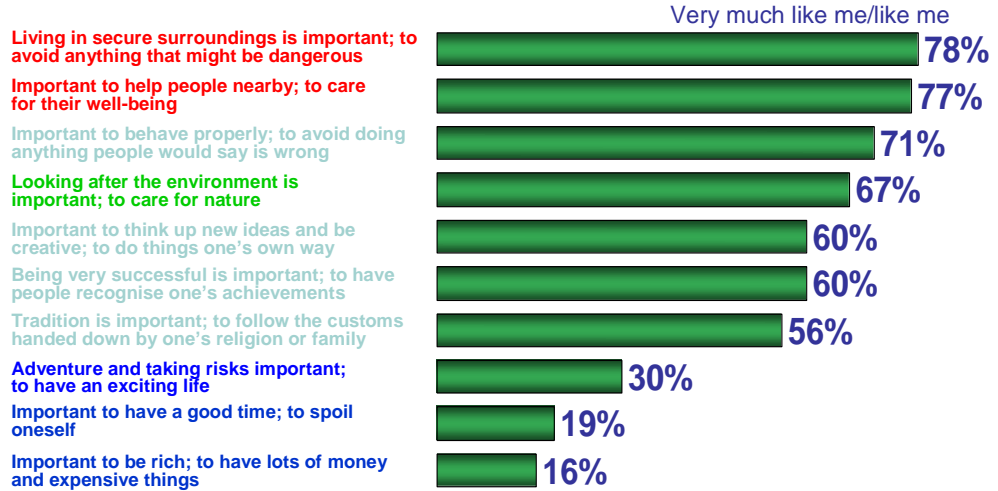
- | | |
|--------------------|----------------------------|
| 1) Methodology | 7) Politics and democracy |
| 2) Using this data | 8) Economy and employment |
| 3) The individual | 9) The environment |
| 4) The nation | 10) Science and technology |
| 5) The world | 11) Conclusions |
| 6) Society | |

- 1,002 face to face interviews in respondent's own homes
 - Random sample of TT adults aged 15+
 - Data weighted to ensure properly representative of all adults
 - Fieldwork conducted 14 September – 8 November 2006
 - Interviews conducted by trained and supervised interviewers from HHB Associates
-
- International comparison data (c. 56 countries) will be available for public release by end of 2008

- * **Happiness and health**
 - * **Life and financial satisfaction**
 - * **Life goals**
 - * **Human rights**
 - * **Religion and spirituality**
-

People like me...

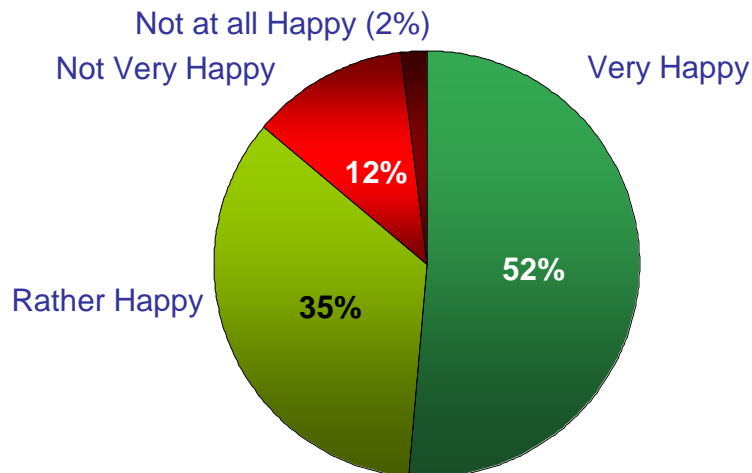
Q Please indicate for each description whether that person is very much like you, like you, somewhat like you, not like you or not at all like you?



Base: 1,002 18+ adults Living in Trinidad and Tobago, 14 September – 8th November 2006

Happiness

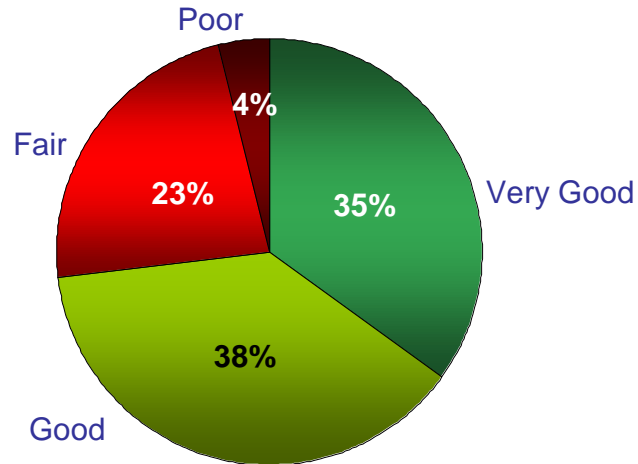
Q Taking all things together, would you say you are:



Base: 1,002 18+ adults Living in Trinidad and Tobago, 14 September – 8th November 2006

State of Health

Q All in all, how would you describe your state of health these days? Would you say it is:



Base: 1,002 18+ adults Living in Trinidad and Tobago, 14 September – 8th November 2006

Happiness: sub group analysis

% very happy with their lives

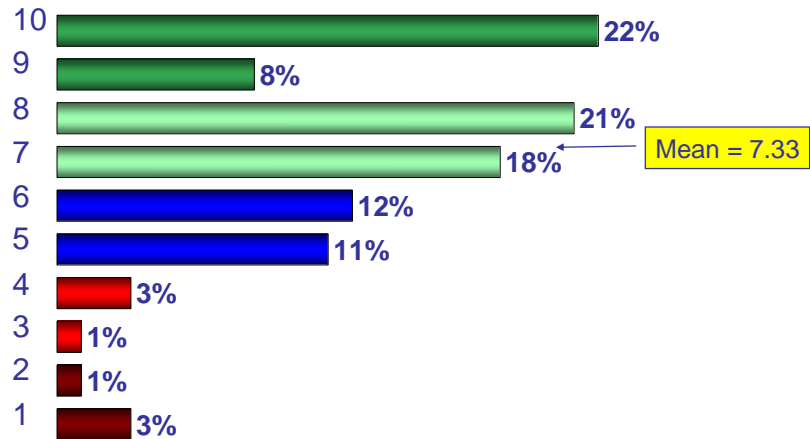


Base: 1,002 18+ adults Living in Trinidad and Tobago, 14 September – 8th November 2006

Life satisfaction

Q How satisfied are you with your life?

10 = Completely Satisfied; 1 = Completely dissatisfied

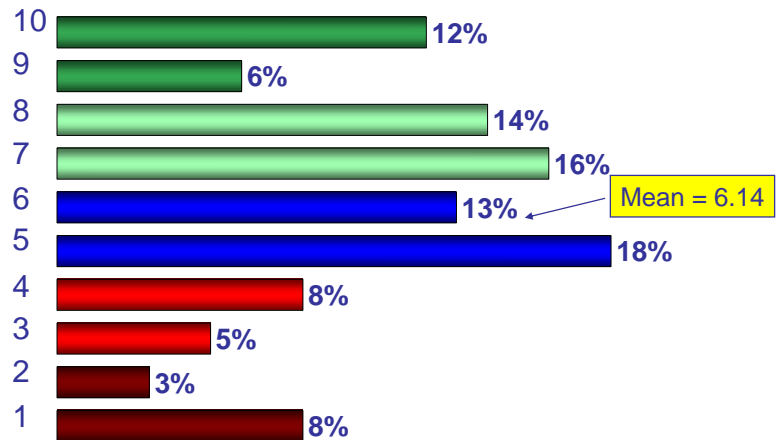


Base: 1,002 18+ adults Living in Trinidad and Tobago, 14 September – 8th November 2006

Financial satisfaction

Q How satisfied are you with the financial situation of your household?

10 = Completely Satisfied; 1 = Completely dissatisfied



Base: 1,002 18+ adults Living in Trinidad and Tobago, 14 September – 8th November 2006

Life goals

Q How strongly to agree or disagree with the following statements

■ % Disagree ■ % Agree

I seek to be myself rather than to follow others

-3 96

One of my main goals in life has been to make my parents proud

8 93

I decide my goals in life by myself

18 82

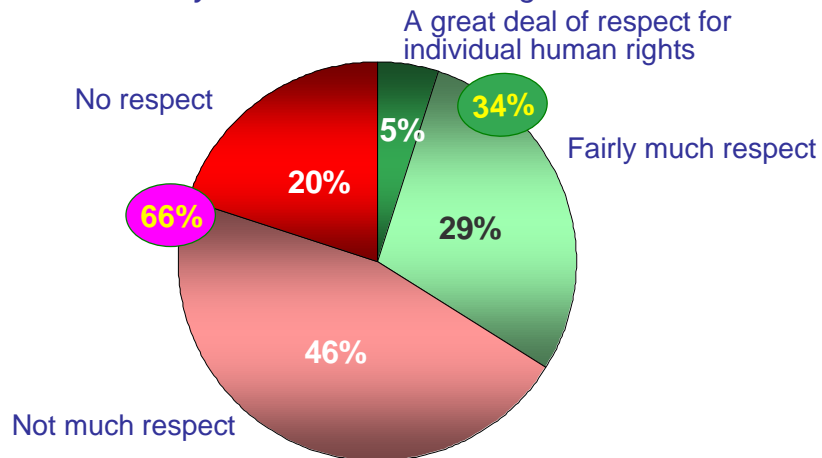
I make a lot of effort to live up to what my friends expect

86 14

Base: 1,002 18+ adults Living in Trinidad and Tobago, 14 September – 8th November 2006

Respect for human rights

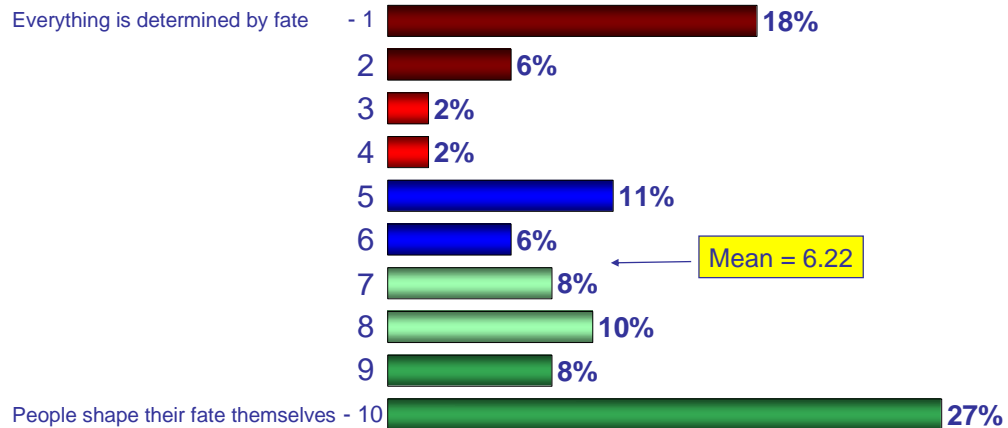
Q How much respect is there for individual human rights nowadays in Trinidad and Tobago?



Base: 1,002 18+ adults Living in Trinidad and Tobago, 14 September – 8th November 2006

Fate: pre-determined or shaped by self?

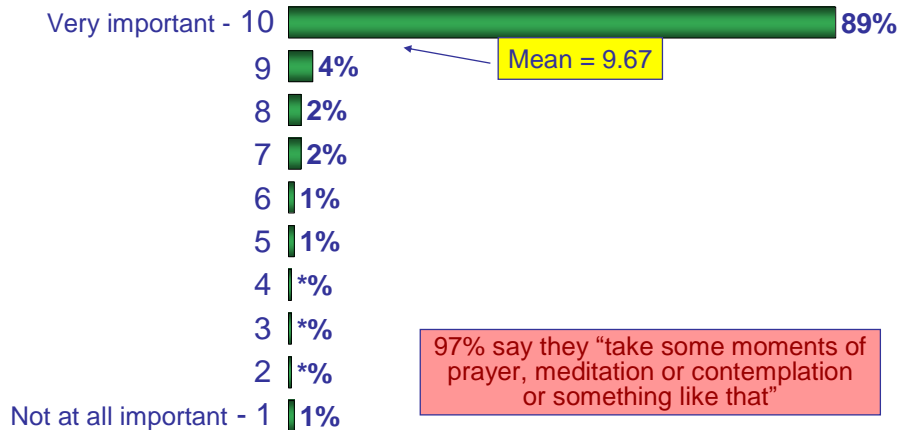
Q Some people believe that individuals can decide their own destiny, while others think that it is impossible to escape a predetermined fate... please tell me where 1 means everything in life is determined by fate, and 10 means people shape their own destiny.



Base: 1,002 18+ adults Living in Trinidad and Tobago, 14 September – 8th November 2006

God is important for the vast majority of Trinis

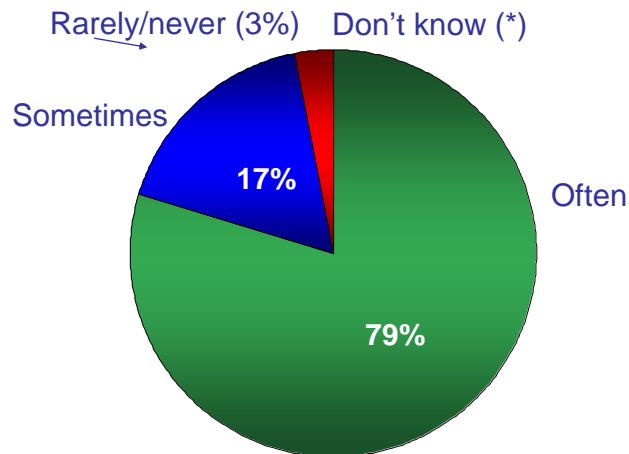
Q How important is God in your life? Please use this scale to indicate where 10 means "very important" and 1 means "not at all important".



Base: 1,002 18+ adults Living in Trinidad and Tobago, 14 September – 8th November 2006

Meaning of life

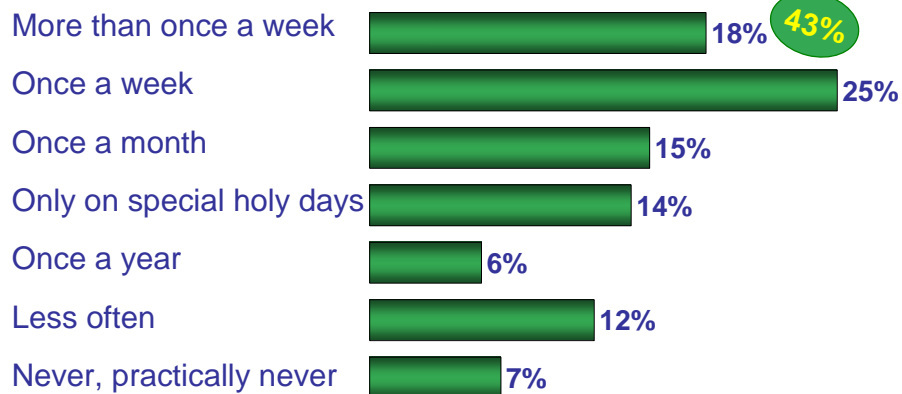
Q How often, if at all, do you think about the meaning and purpose of life?



Base: 1,002 18+ adults Living in Trinidad and Tobago, 14 September – 8th November 2006

Attendance at religious services

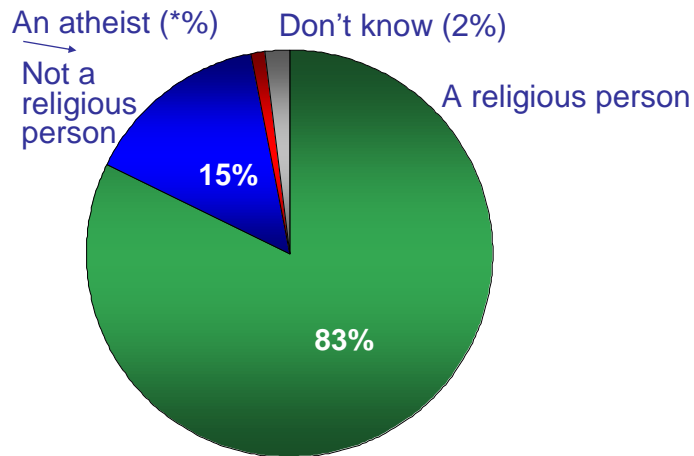
Q Apart from weddings and funerals, about how often do you attend religious services these days?



Base: 1,002 18+ adults Living in Trinidad and Tobago, 14 September – 8th November 2006

Religious person or not?

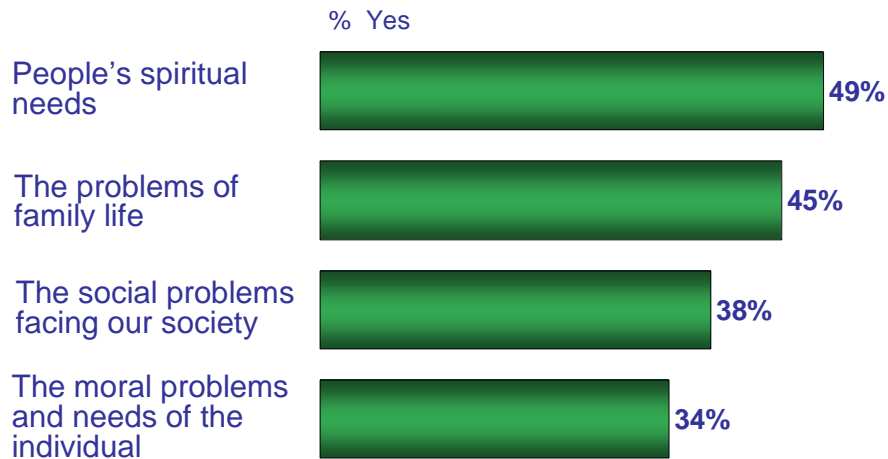
Q *Independently of whether you attend a religious services or not, would you say you are...*



Base: 1,002 18+ adults Living in Trinidad and Tobago, 14 September – 8th November 2006

Yet, religious authorities?

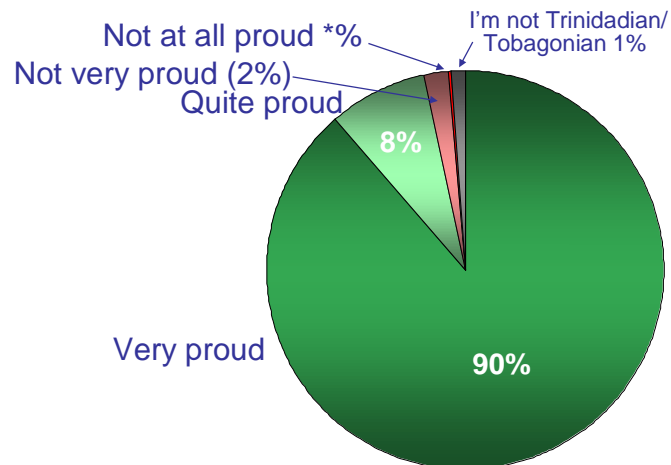
Q *Do you think that the religious authorities in your country are giving adequate answers to...?*



Base: 1,002 18+ adults Living in Trinidad and Tobago, 14 September – 8th November 2006

- * **Pride and citizenship**
- * **Immigration and diversity**
- * **National priorities and aims**
- * **Vision 2020**

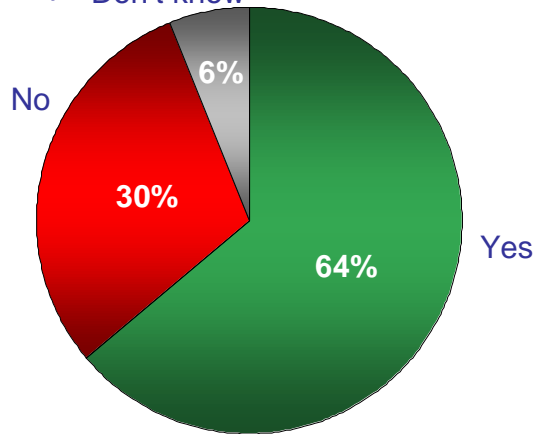
Q How proud are you to be Trinidadian/Tobagonian?



Base: 1,002 18+ adults Living in Trinidad and Tobago, 14 September – 8th November 2006

Willing to fight for one's country?

Q Of course, we all hope that Trinidad and Tobago will not be involved in another war, but if it were to come to that, would you be willing to fight for your country? Don't know

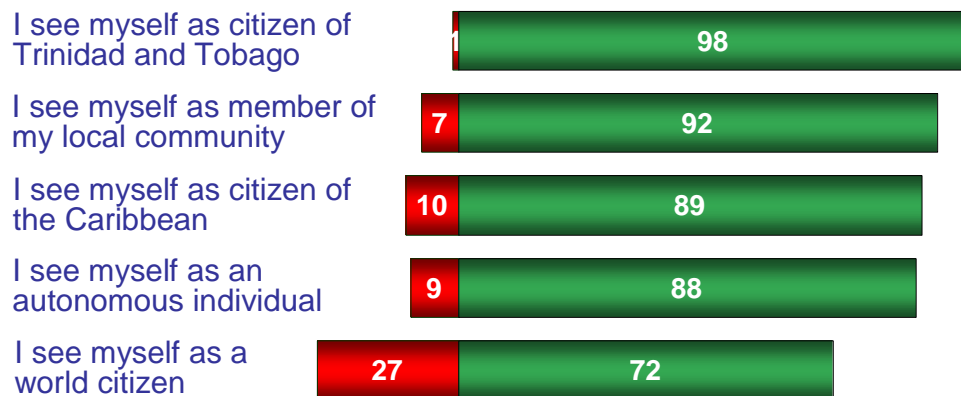


Base: 1,002 18+ adults Living in Trinidad and Tobago, 14 September – 8th November 2006

Citizenship

Q Do you agree/disagree with the following statements

■ % (Strongly) disagree ■ % (Strongly) agree

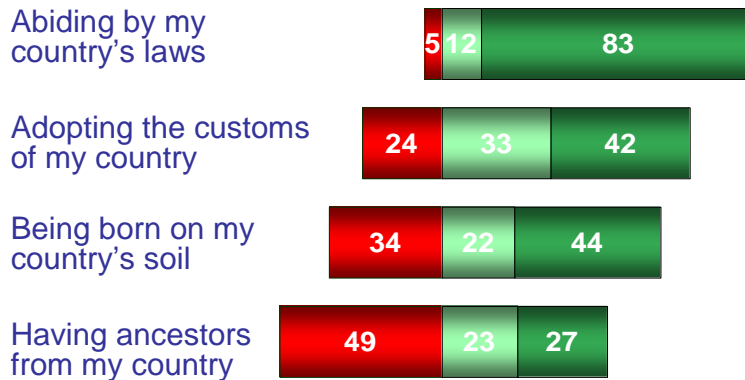


Base: 1,002 18+ adults Living in Trinidad and Tobago, 14 September – 8th November 2006

Citizenship requirements

Q How important should the following be as requirements for somebody seeking citizenship of your country?

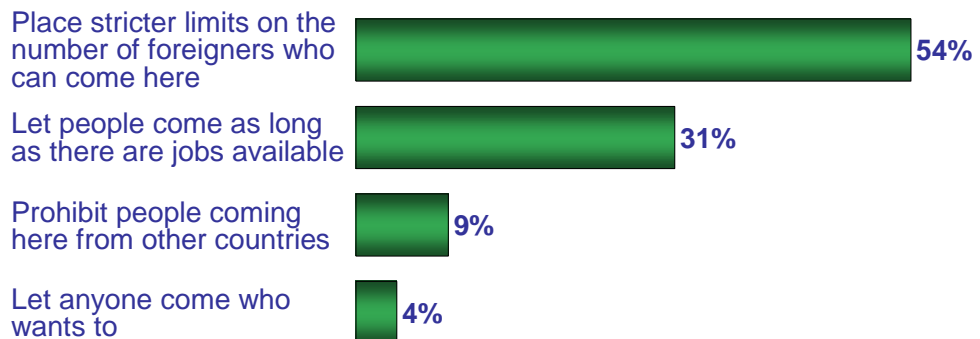
■ % Not important ■ % Rather important ■ % Very important



Base: 1,002 18+ adults Living in Trinidad and Tobago, 14 September – 8th November 2006

Immigration

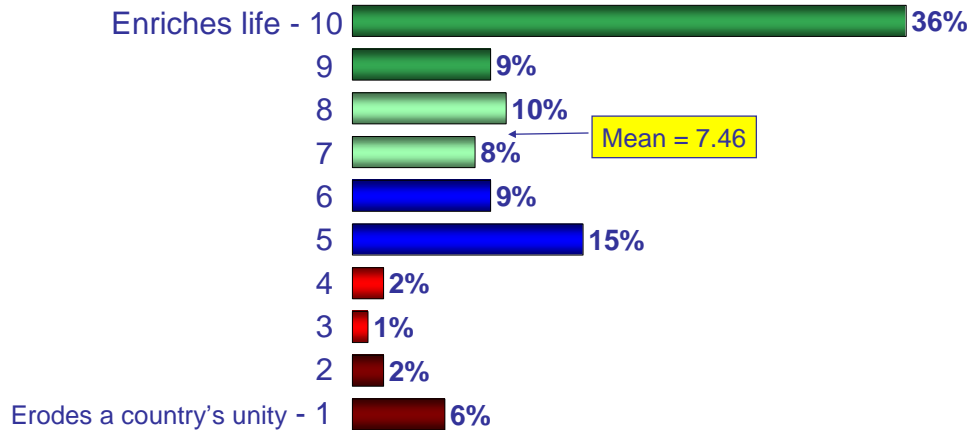
Q What do you think the Government should do about people from other countries coming here to work?



Base: 1,002 18+ adults Living in Trinidad and Tobago, 14 September – 8th November 2006

Ethnic diversity

Q Turning to the position of ethnic diversity, which of the following views do you agree with? Please use this scale to indicate your position?

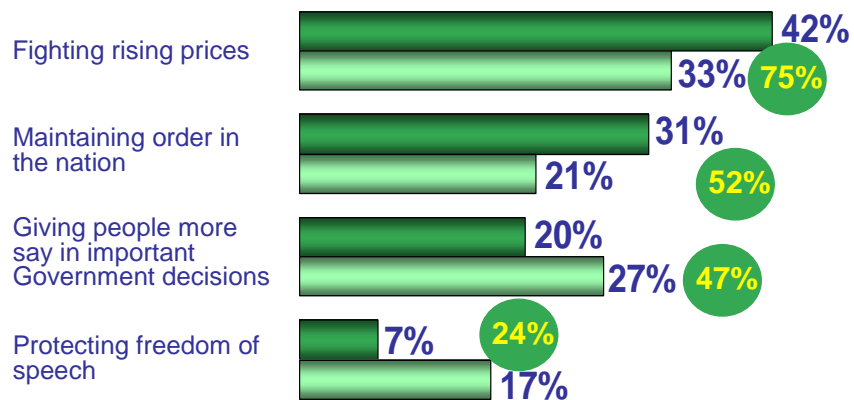


Base: 1,002 18+ adults Living in Trinidad and Tobago, 14 September – 8th November 2006

National priorities

Q If you had to choose, which one of the things on this card would you say is most important? And which would be the next most important?

First choice Second choice

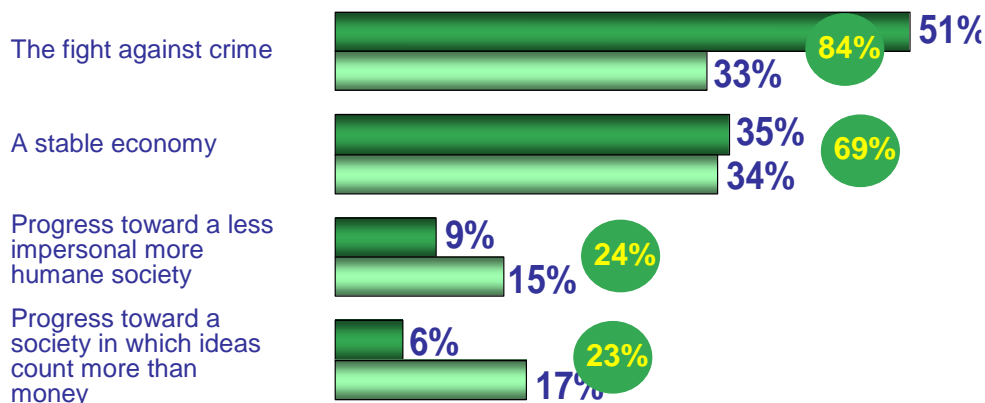


Base: 1,002 18+ adults Living in Trinidad and Tobago, 14 September – 8th November 2006

National priorities

Q Here is another list. Which one of these is most important?
And what would be the next most important?

■ First choice ■ Second choice

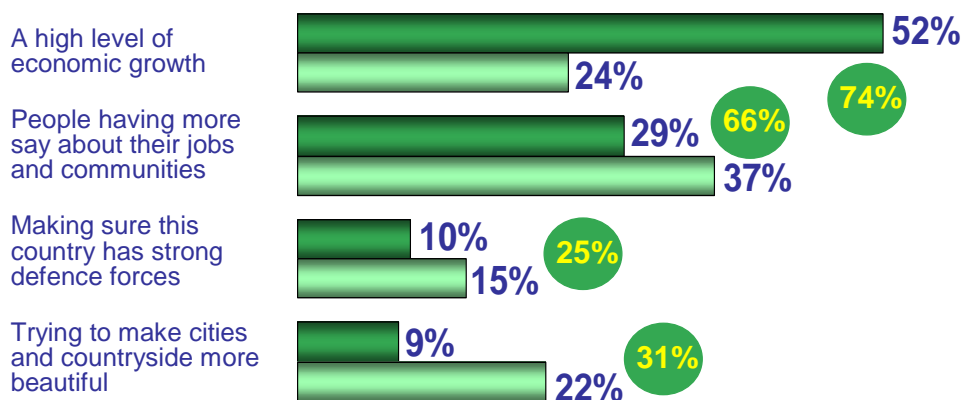


Base: 1,002 18+ adults Living in Trinidad and Tobago, 14 September – 8th November 2006

Aims for the country for next 10 years

Q Where would you rank each statement considering the aims of the country over the next 10 years?

■ First priority ■ Second priority



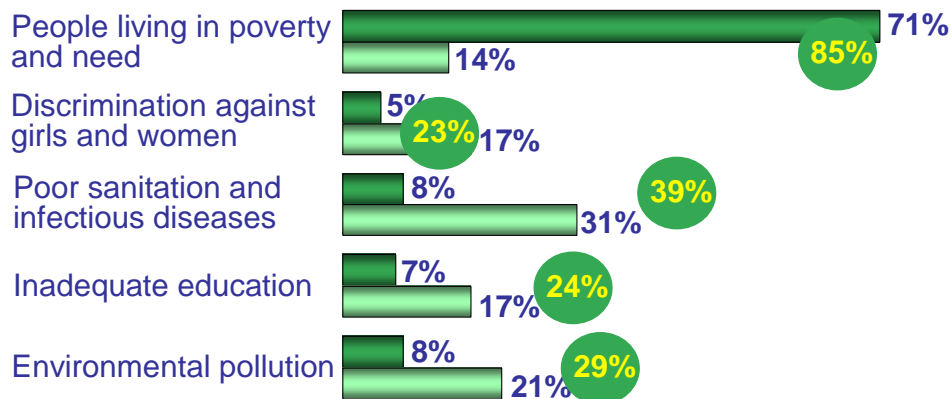
Base: 1,002 18+ adults Living in Trinidad and Tobago, 14 September – 8th November 2006

- * **Millennium Development Goals**
- * **World vs. TT problems**
- * **Roles for supra-national bodies**

Only 19% have heard of the MDGs

Q Which of the following problems do you consider the most / second most serious one for the world as a whole?

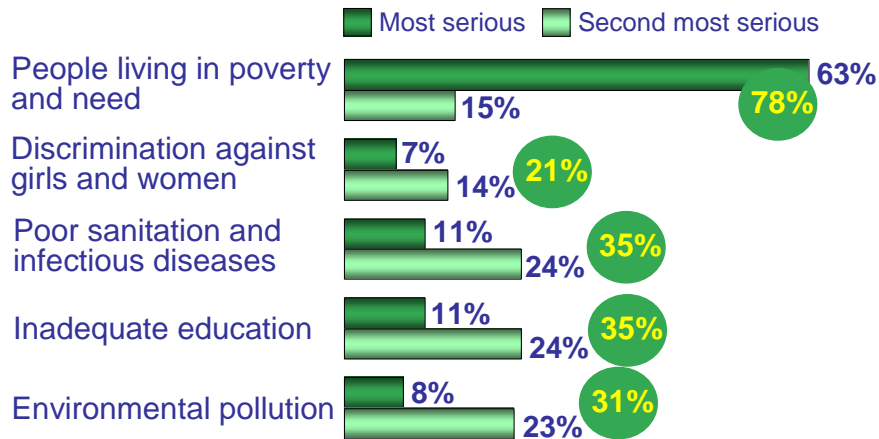
■ Most serious ■ Second most serious



Base: 1,002 18+ adults Living in Trinidad and Tobago, 14 September – 8th November 2006

Millennium Development Goals

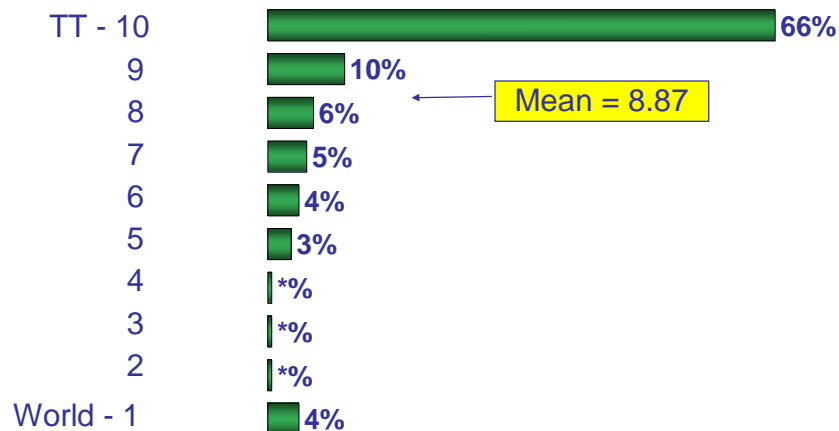
Q Which of these problems do you consider the most / second most serious for Trinidad and Tobago?



Base: 1,002 18+ adults Living in Trinidad and Tobago, 14 September – 8th November 2006

Priority is to tackle TT's problems

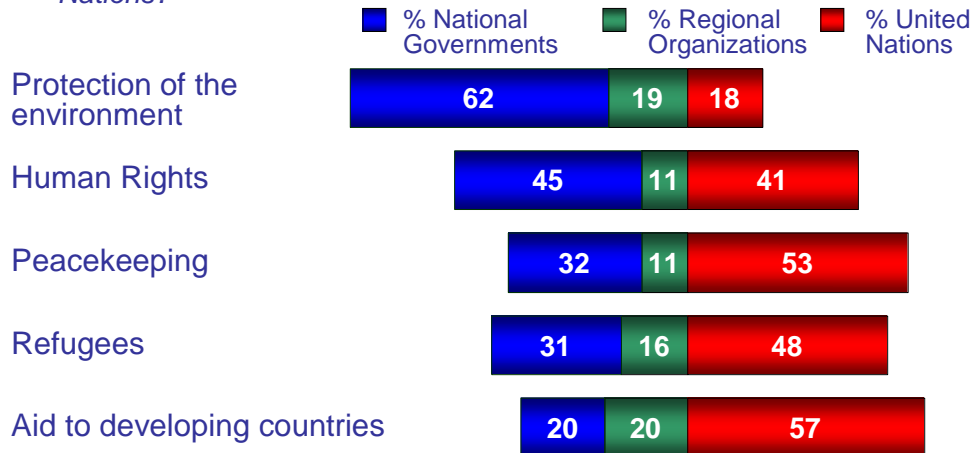
Q Should your country's leaders give top priority to helping reduce poverty in the world or should they give top priority to solve Trinidad and Tobago's problems?



Base: 1,002 18+ adults Living in Trinidad and Tobago, 14 September – 8th November 2006

Role for supra-national organisations

Q For each problem, should the policies in this area be decided by national governments, by regional organizations or by the United Nations?



Base: 1,002 18+ adults Living in Trinidad and Tobago, 14 September – 8th November 2006

Society

- * **Trust and confidence**
- * **Neighbours**
- * **Marriage and the family**
- * **Societal norms**

A better society?

Q For each of the statements please say if it were to happen if you think it would be a good thing, bad thing or you don't mind:

■ % Bad ■ % Don't Mind ■ % Good

More emphasis
on family life



Greater respect for
authority



More emphasis on the
development of technology



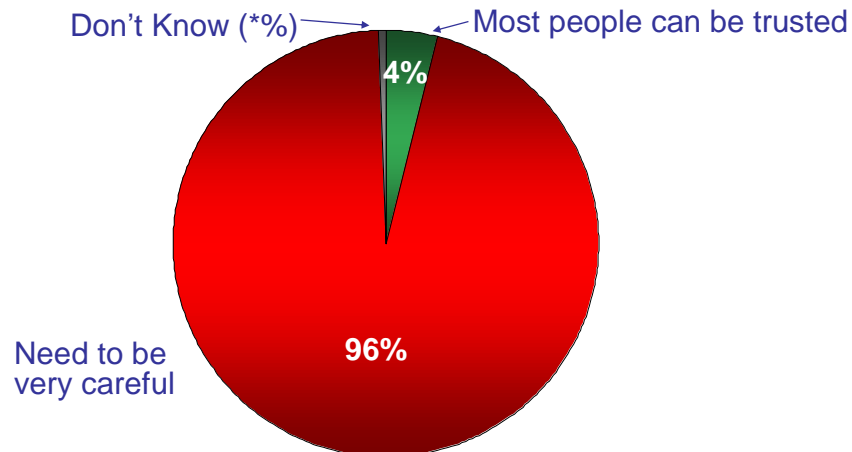
Less importance placed
on work in our lives



Base: 1,002 18+ adults Living in Trinidad and Tobago, 14 September – 8th November 2006

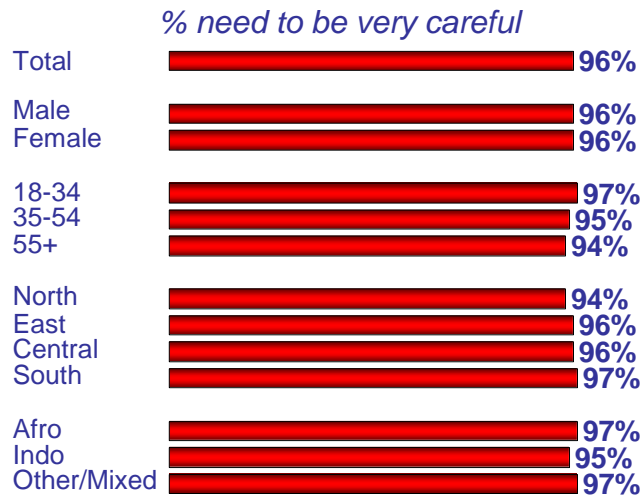
Can people be trusted?

Q Would you say that most people can be trusted or that you need to be very careful in dealing with people?



Base: 1,002 18+ adults Living in Trinidad and Tobago, 14 September – 8th November 2006

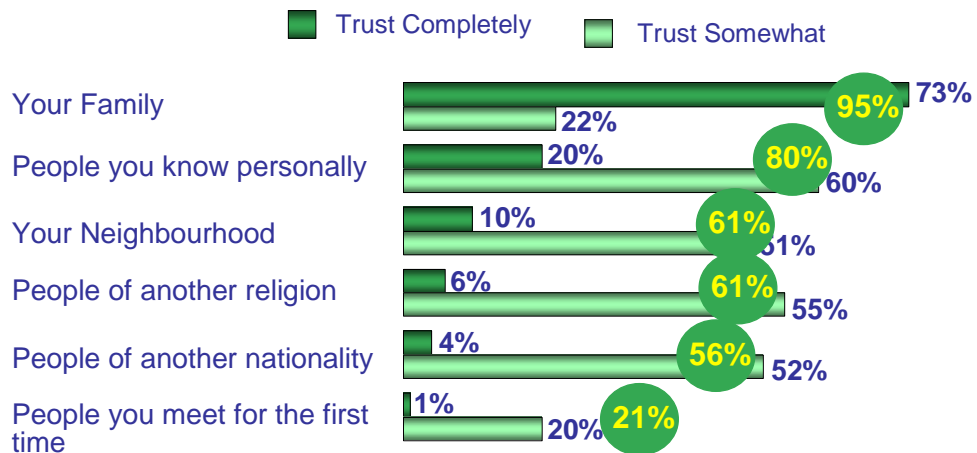
Trust: sub group analysis



Base: 1,002 18+ adults Living in Trinidad and Tobago, 14 September – 8th November 2006

Trust in other people

Q Could you tell me for each whether you trust people from this group completely or somewhat?

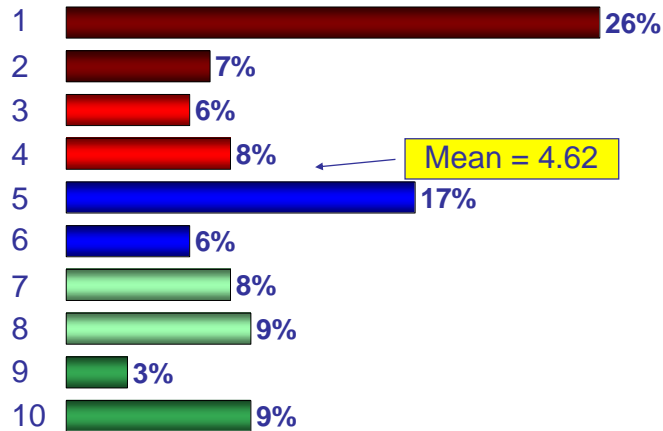


Base: 1,002 18+ adults Living in Trinidad and Tobago, 14 September – 8th November 2006

Do people take advantage of others or try to be fair?

Q Do you think most people would try to take advantage of you if they got a chance, or would they try to be fair?

1 Would take advantage – 10 Would try to be fair

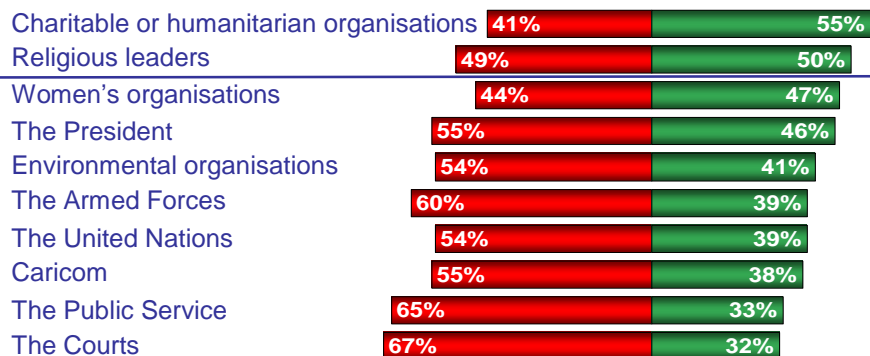


Base: 1,002 18+ adults Living in Trinidad and Tobago, 14 September – 8th November 2006

Confidence in institutions (highest rated)

Q For each organization can you tell me how much confidence you have in them?

Not very much/none at all A great deal/quite a lot



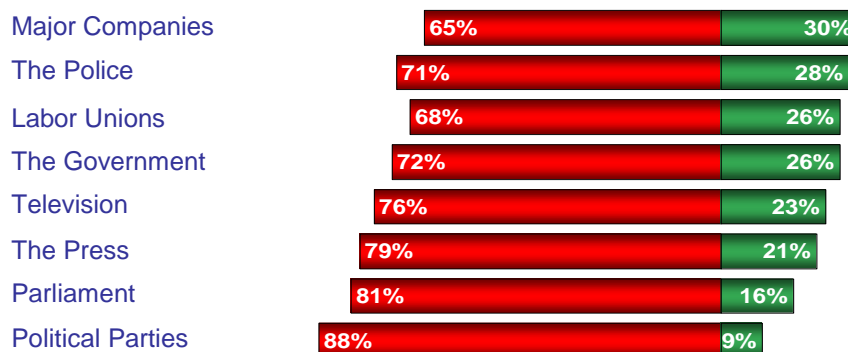
NB: name of organisations differs in some cases

Base: 1,002 18+ adults Living in Trinidad and Tobago, 14 September – 8th November 2006

Confidence in institutions (lowest rated)

Q For each organization can you tell me how much confidence you have in them?

■ Not very much/none at all ■ A great deal/quite a lot

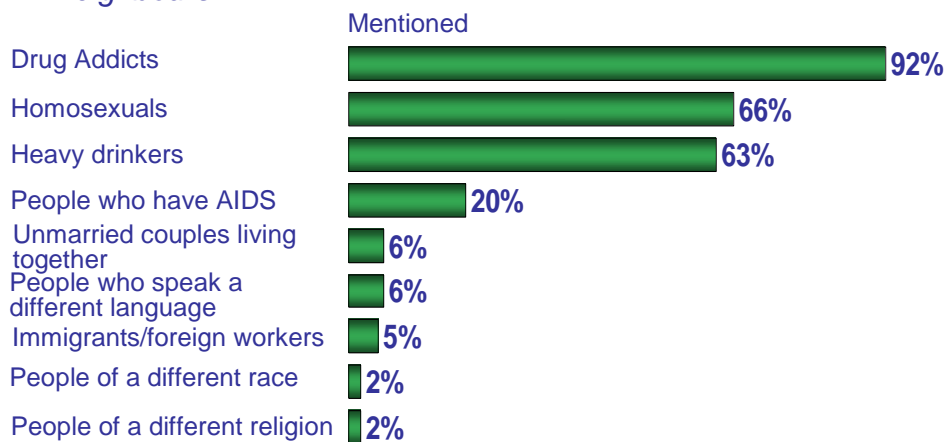


NB: name of organisations differs in some cases

Base: 1,002 18+ adults Living in Trinidad and Tobago, 14 September – 8th November 2006

Would not like as neighbours

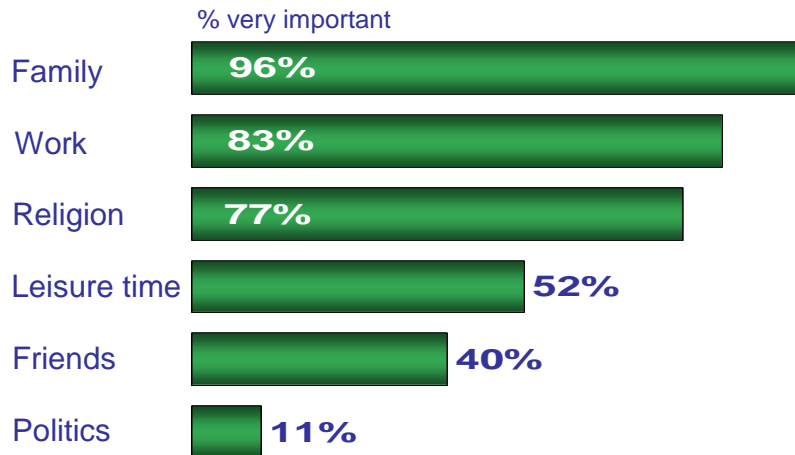
Q Which groups of people would you not like to have as neighbours?



Base: 1,002 18+ adults Living in Trinidad and Tobago, 14 September – 8th November 2006

Family is most important in our lives

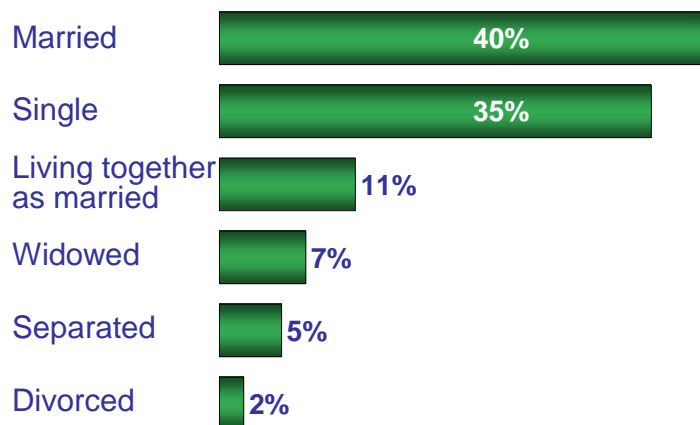
Q How important is it in your life?



Base: 1,002 18+ adults Living in Trinidad and Tobago, 14 September – 8th November 2006

Marital status

Q Are you currently...?



Base: 1,002 18+ adults Living in Trinidad and Tobago, 14 September – 8th November 2006

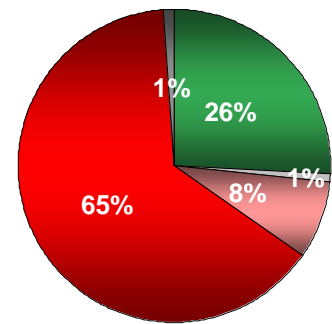
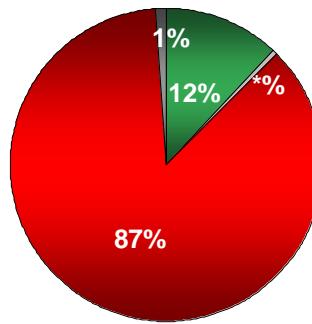
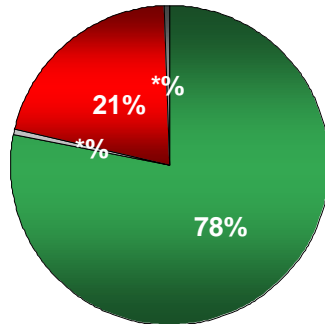
Marriage and the family

Q ■ Tend to agree ■ No answer ■ Depends ■ Tend to disagree ■ Don't know

Children need a home with both Mother and Father to grow up happily

Marriage is an out-dated institution

Would you approve if a woman wants a child as a single parent but doesn't want a stable relationship with a man



Base: 1,002 18+ adults Living in Trinidad and Tobago, 14 September – 8th November 2006

Men vs. women

Q *How strongly to agree or disagree with the following statements*

■ % Disagree ■ % Agree

Being a housewife is just as fulfilling as working for pay



On the whole, men make better political leaders than women do



On the whole men make better business executives than women do



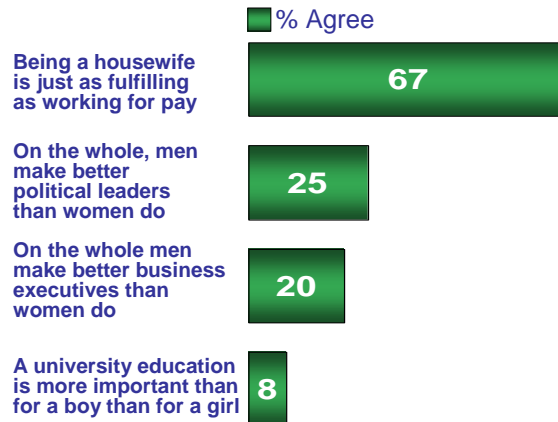
A university education is more important than for a boy than for a girl



Base: 1,002 18+ adults Living in Trinidad and Tobago, 14 September – 8th November 2006

Men vs. women: comparators

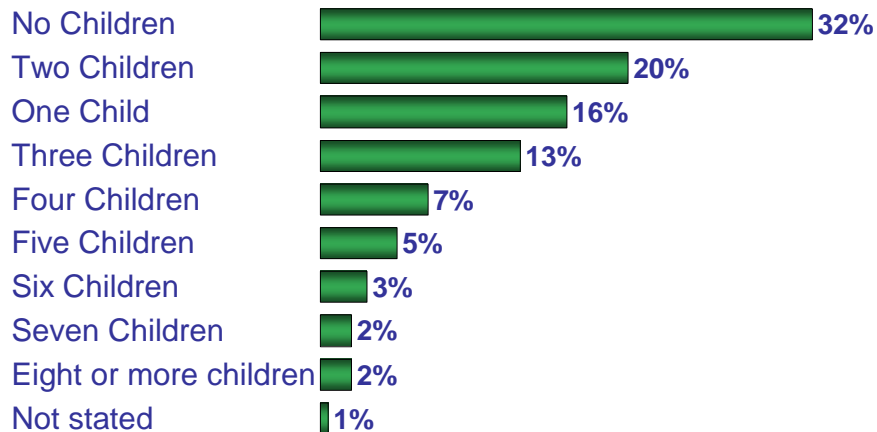
Q How strongly to agree or disagree with the following statements



Base: 1,002 18+ adults Living in Trinidad and Tobago, 14 September – 8th November 2006

Children

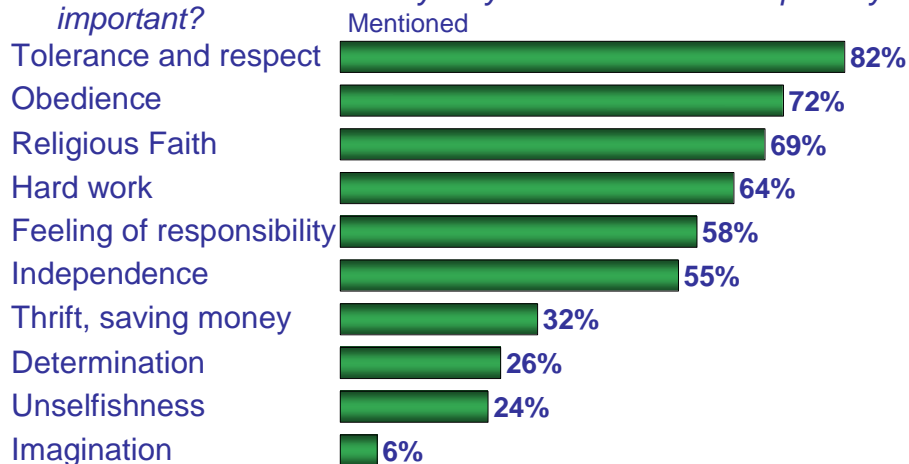
Q Have you had any children?



Base: 1,002 18+ adults Living in Trinidad and Tobago, 14 September – 8th November 2006

Qualities children should learn

Q Here is a list of qualities that children can be encouraged to learn at home. Which if any do you consider to be especially important?



Base: 1,002 18+ adults Living in Trinidad and Tobago, 14 September – 8th November 2006

Societal norms

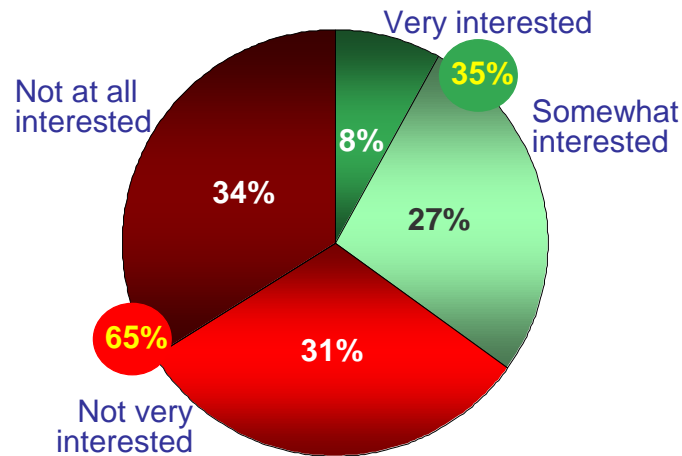
Q For each of the following statements can it be justified?



Base: 1,002 18+ adults Living in Trinidad and Tobago, 14 September – 8th November 2006

Interest in politics

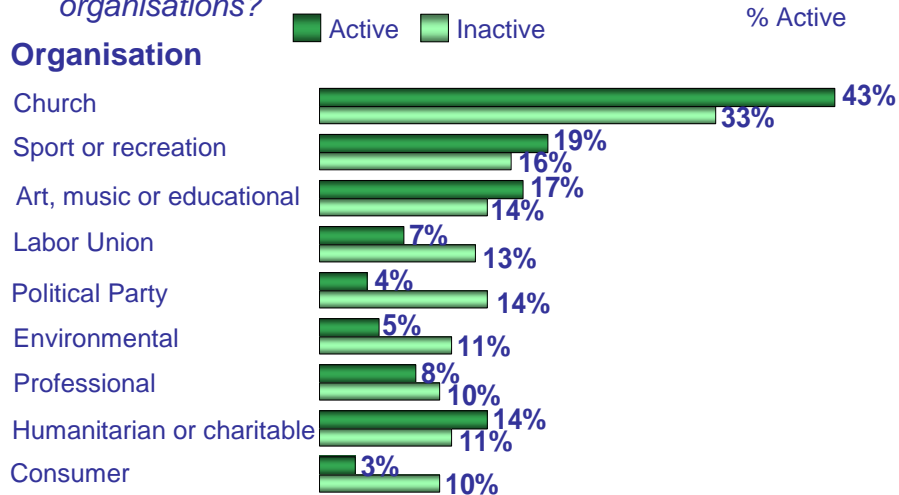
Q How interested would you say you are in politics? Are you:



Base: 1,002 18+ adults Living in Trinidad and Tobago, 14 September – 8th November 2006

Membership of different organisations

Q Are you an active or inactive member of any of the following organisations?

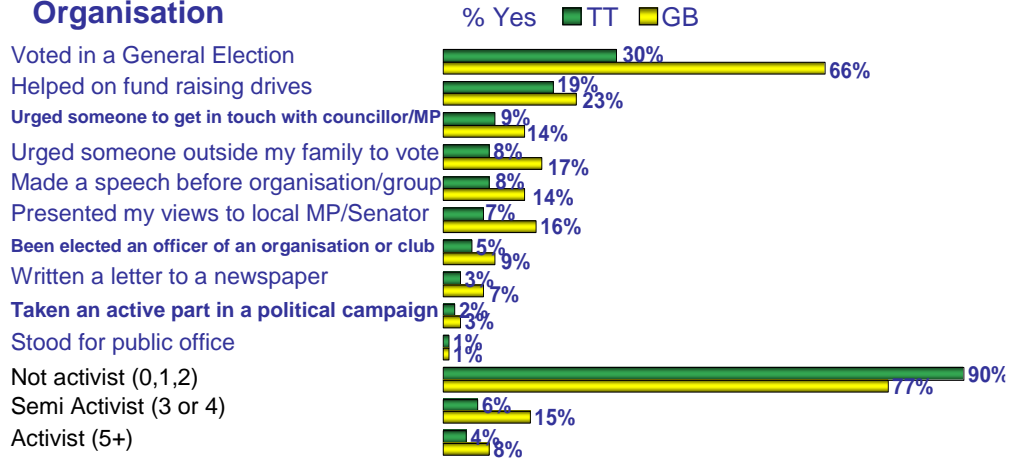


Base: 1,002 18+ adults Living in Trinidad and Tobago, 14 September – 8th November 2006

Socio-political activism

Q Have you done any of the things that are on this list within the last two to three years?

Organisation

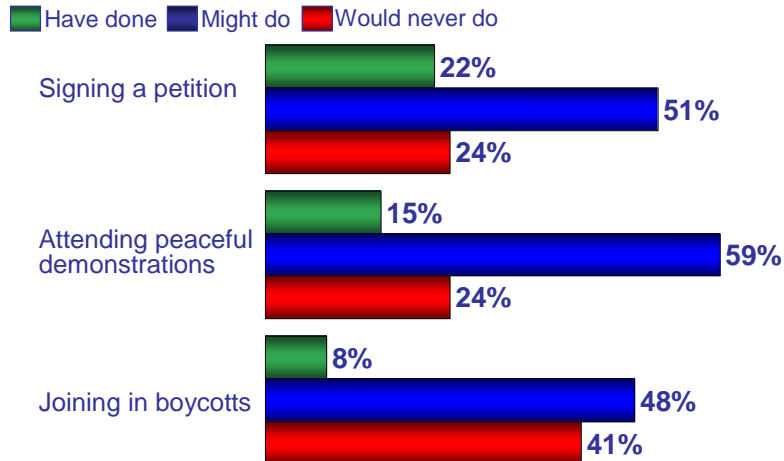


GB data from 2006 Ipsos MORI Omnibus aggregate analysis: c. 36,000 interviews

Base: 1,002 18+ adults Living in Trinidad and Tobago, 14 September – 8th November 2006

Political action

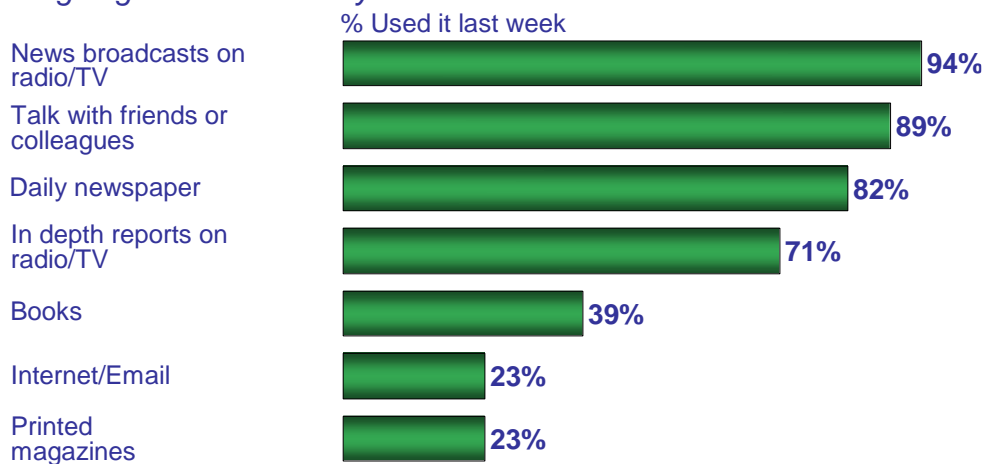
Q I'm going to read out some forms of political action that people can take, Please tell me whether you have done any of these things, whether you might do it or would never under any circumstances do it.



Base: 1,002 18+ adults Living in Trinidad and Tobago, 14 September – 8th November 2006

Sources of information:

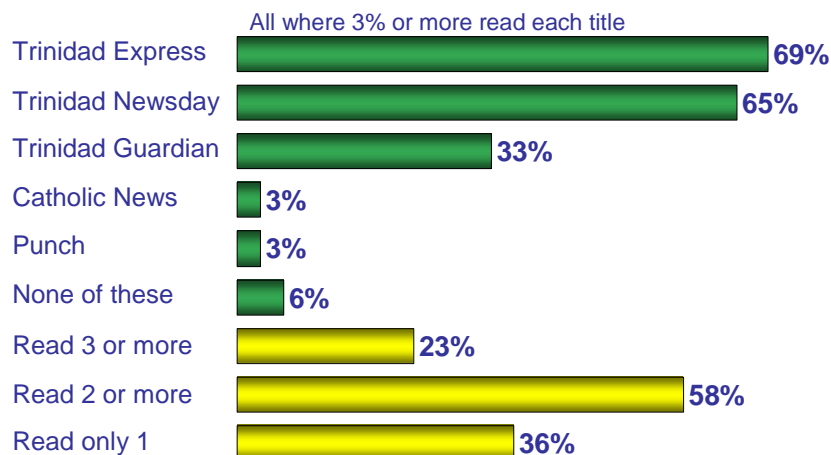
Q Please indicate whether you used each source to learn what is going on in the country and the world?



Base: 1,002 18+ adults Living in Trinidad and Tobago, 14 September – 8th November 2006

Readership

Q Which, if any, of these do you read regularly? That is, three out of four issues?

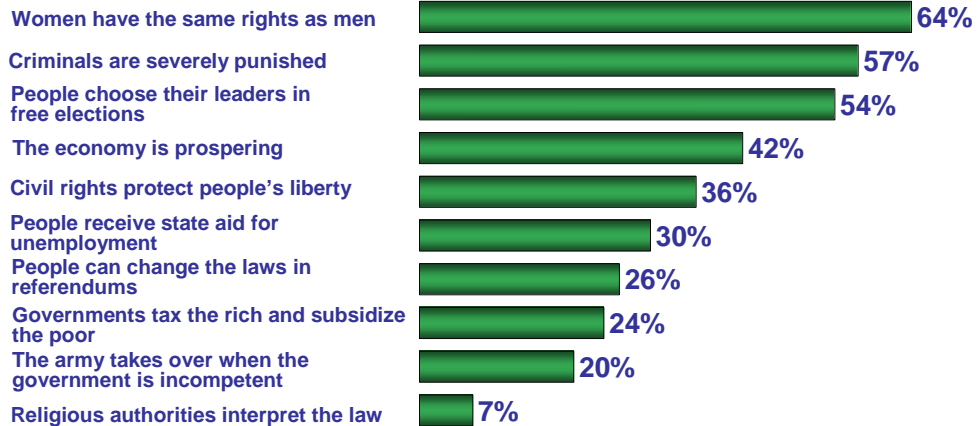


Base: 1,002 18+ adults Living in Trinidad and Tobago, 14 September – 8th November 2006

Principles of democracy

Q Which are essential characteristics of democracy?

% Essential (10 out of 10)

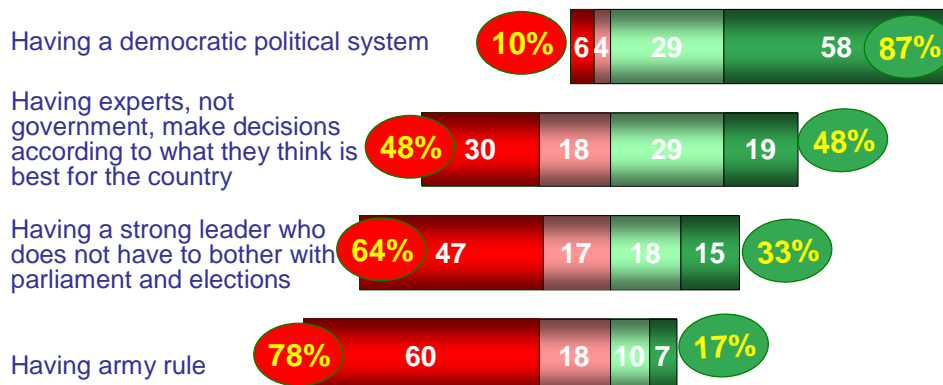


Base: 1,002 18+ adults Living in Trinidad and Tobago, 14 September – 8th November 2006

Democracy vs. authoritarianism

Q Which political systems are very good, good, fairly bad or very bad?

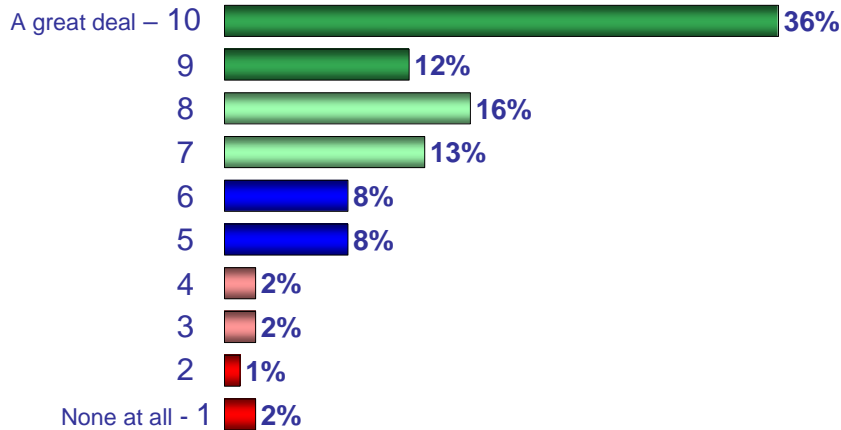
■ % Very Bad ■ % Fairly Bad ■ % Fairly Good ■ % Very Good



Base: 1,002 18+ adults Living in Trinidad and Tobago, 14 September – 8th November 2006

Freedom over your life

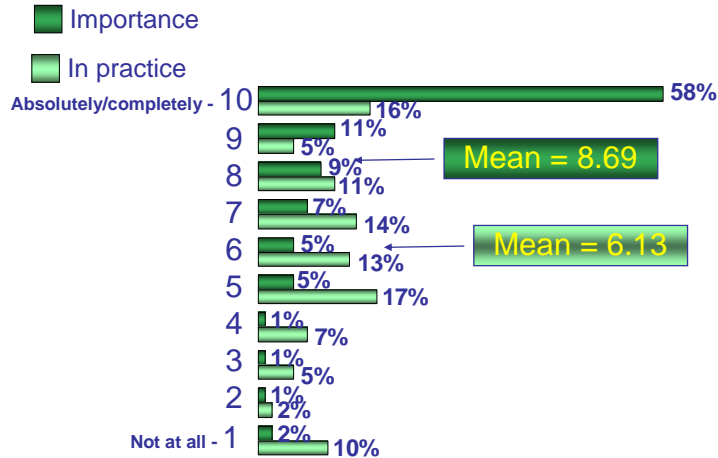
Q How much freedom of choice and control do you feel you have over the way your life turns out?



Base: 1,002 18+ adults Living in Trinidad and Tobago, 14 September – 8th November 2006

Democracy in Trinidad & Tobago

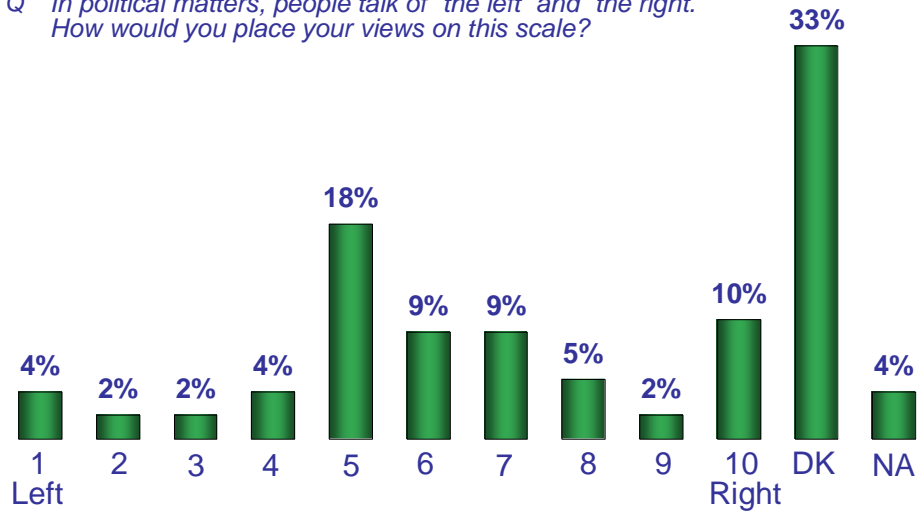
Q V162 How important is it for you to live in a country governed democratically?
V163 How democratically is Trinidad and Tobago being governed today?



Base: 1,002 18+ adults Living in Trinidad and Tobago, 14 September – 8th November 2006

Left wing or right wing?

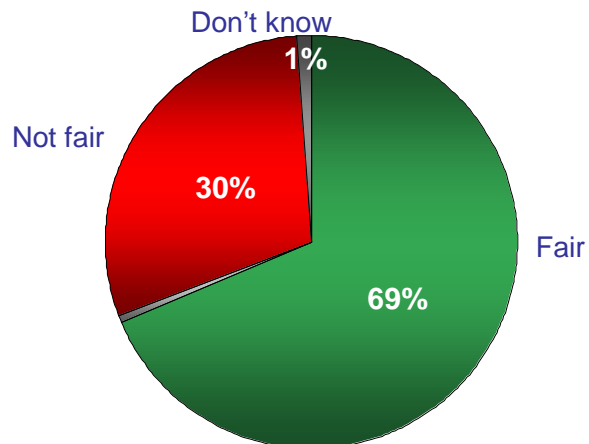
Q In political matters, people talk of “the left” and “the right.”
How would you place your views on this scale?



Base: 1,002 18+ adults Living in Trinidad and Tobago, 14 September – 8th November 2006

Equity in treatment

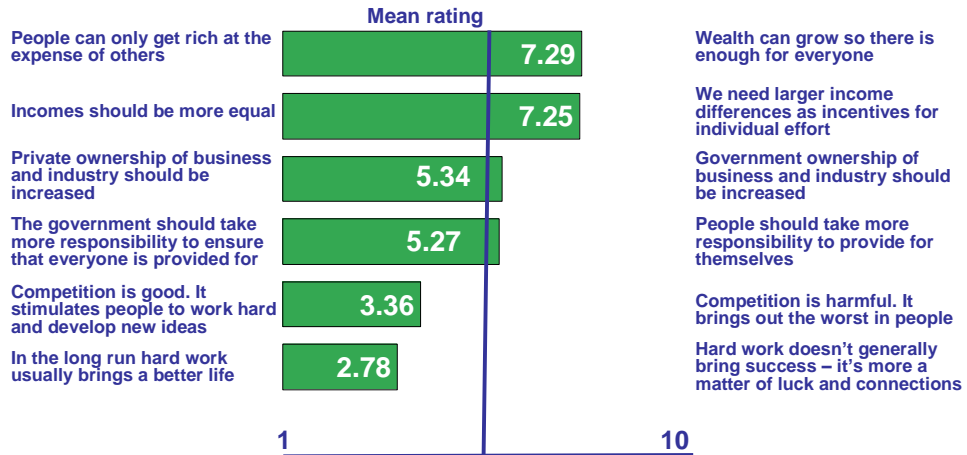
Q Imagine two secretaries, of the same age, doing practically the same job. One finds out that the other earns considerably more than she does. The better paid secretary, however, is quicker, more efficient and more reliable at her job. Is it fair, not fair that one secretary is paid more than the other?



Base: 1,002 18+ adults Living in Trinidad and Tobago, 14 September – 8th November 2006

Socialism vs. Capitalism:

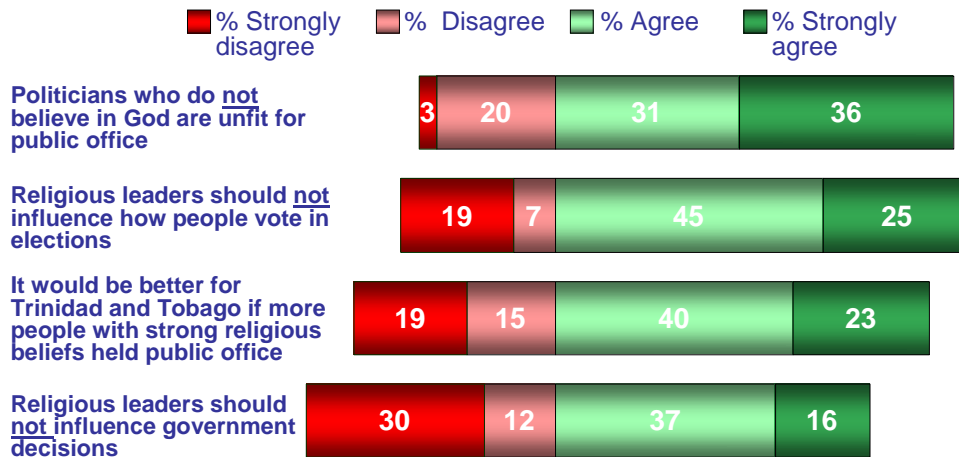
Q How would you place your views on this scale? 1 means you agree completely with the statement on the left; 10 means you completely agree with the statement on the right.



Base: 1,002 18+ adults Living in Trinidad and Tobago, 14 September – 8th November 2006

Politics and religion

Q How strongly do you agree or disagree with each of the following statements?

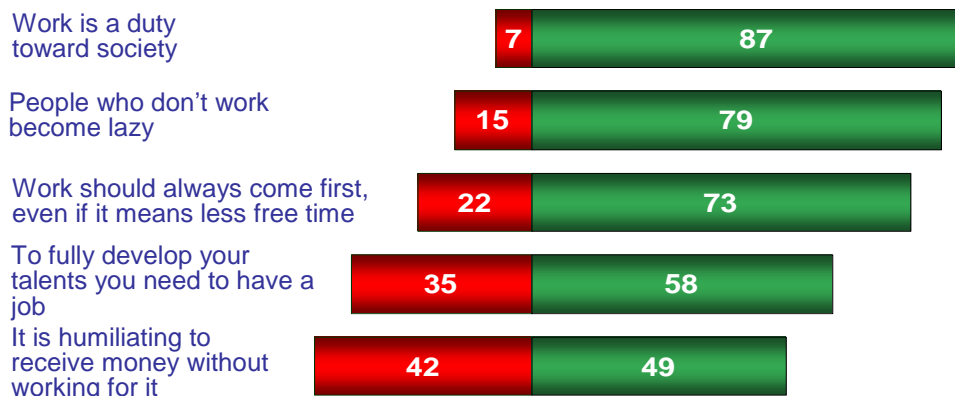


Base: 1,002 18+ adults Living in Trinidad and Tobago, 14 September – 8th November 2006

- * Attitudes to work
- * Important job factors
- * Employment preferences

Q How strongly to agree or disagree with the following statements

■ % Disagree ■ % Agree



Base: 1,002 18+ adults Living in Trinidad and Tobago, 14 September – 8th November 2006

Important job factors

Q Where would you rank each statement if you were looking for a job?

■ First

■ Second

Doing an important job that gives you a feeling of accomplishment



A good income so that you do have any worries about money



A safe job with no risk of closing down or unemployment



Working with people you like



Base: 1,002 18+ adults Living in Trinidad and Tobago, 14 September – 8th November 2006

Employment preferences

Q Do you agree, disagree or neither agree nor disagree with:

■ % Disagree


■ % Neither/nor

■ % Agree

When jobs are scarce, men should have more right to a job than a woman



When jobs are scarce, employers should give priority to Trinidadian and Tobagonian people over immigrants

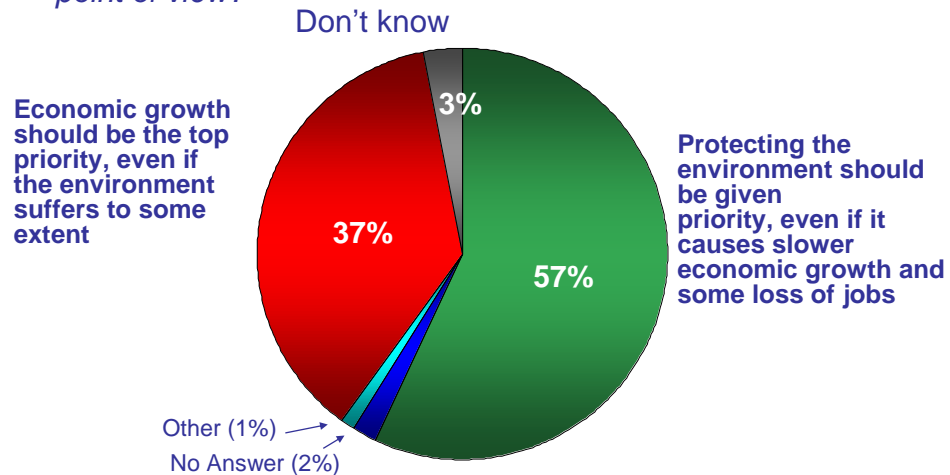


Base: 1,002 18+ adults Living in Trinidad and Tobago, 14 September – 8th November 2006

- * **Economy vs. environment**
- * **Environmental problems**
- * **Tackling environmental pollution**

Environment or economic growth?

Q Which of the following statements comes closest to your own point of view?

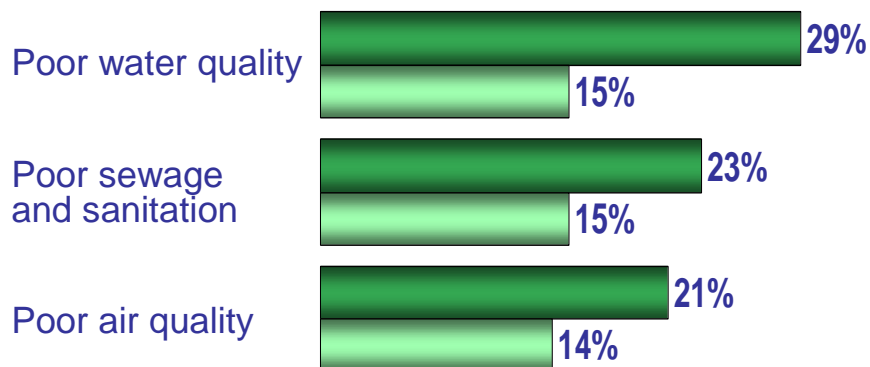


Base: 1,002 18+ adults Living in Trinidad and Tobago, 14 September – 8th November 2006

Environmental problems: own community

Q Please tell me how serious each one to be in your own community. Is it very serious, somewhat serious, not very serious or not serious at all?

Very serious Somewhat serious

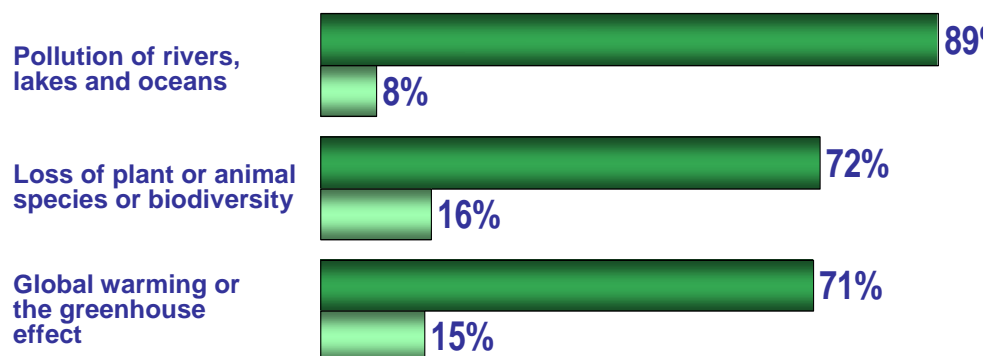


Base: 1,002 18+ adults Living in Trinidad and Tobago, 14 September – 8th November 2006

Environmental problems: world

Q Please tell me how serious each one to be for the world as a whole. Is it very serious, somewhat serious, not very serious or not serious at all?

Very serious Somewhat serious



Base: 1,002 18+ adults Living in Trinidad and Tobago, 14 September – 8th November 2006

Tackling environmental pollution

Q How far do you agree or disagree with each of these statements about the environment?

Net Agree

The Government should reduce environmental pollution, but it should not cost me any money

78% agree – 21% disagree **+57%**

I would give part of my income if I were certain that the money would be used to prevent environmental pollution

74% - 24% **+50%**

I would agree to an increase in taxes if the extra money were used to prevent environmental pollution

59%-39% **+20%**

Base: 1,002 18+ adults Living in Trinidad and Tobago, 14 September – 8th November 2006

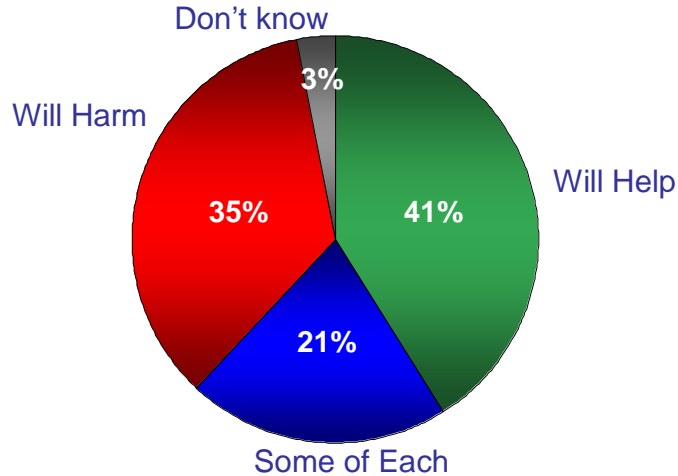
Science & technology

* **Scientific advances**

* **Impact of science & technology**

Scientific advances

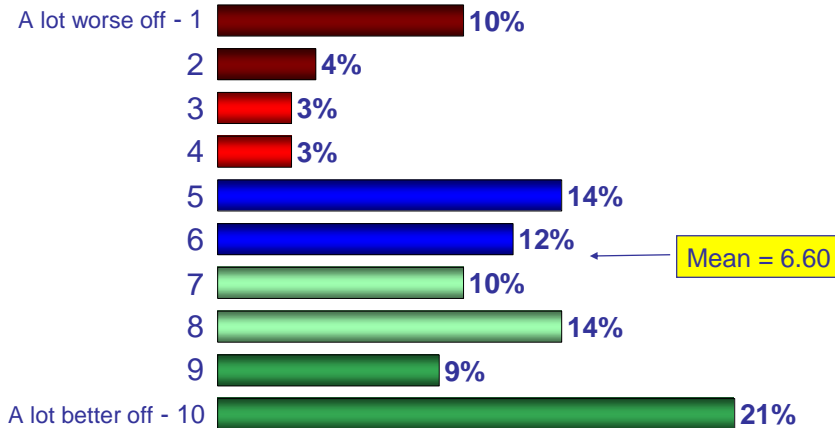
Q *In the long run, do you think the scientific advances we are making will help or harm mankind?*



Base: 1,002 18+ adults Living in Trinidad and Tobago, 14 September – 8th November 2006

Better or worse off because of science

Q *All things considered, would you say that the world is better off, or worse off, because of science and technology? 1 means that the world is a lot worse off, and 10 means the world is a lot better off.*



Base: 1,002 18+ adults Living in Trinidad and Tobago, 14 September – 8th November 2006

Impact of science and technology

Q For these statements, a 1 means that you completely disagree and a 10 means you completely agree

% 8, 9, 10 agree

We depend too much on science and not enough on faith



68%

Science and technology make our way of life change too fast



63%

Because of science and technology, there will be more opportunities for the next generation



57%

Science and technology are making our lives healthier, easier and more comfortable



35%

Base: 1,002 18+ adults Living in Trinidad and Tobago, 14 September – 8th November 2006

Some conclusions

- Data adds to our evidence base, and provides:
 - Overall views of T&T public
 - Comparison over time (for some tracker questions; and in future)
 - Comparison with other nations (especially V2020 nations)
 - Data on segments of the public
- Confirms many of the conclusions from previous OLP work:
 - Major concern about **crime**, rising **prices**, **lack of trust** in key institutions and other people;
 - Loss of belief that Vision 2020 will happen
- Provides wealth of new data and insight into priorities, values and beliefs of the public

Several themes to emerge from the research (1)

- **Proud** to be Trinidadian/Tobagonian and multi-ethnic country
- Importance of **family**
- Importance of the **work ethic**
- Importance of **religion** and God
- **Tolerance** and **respect**, and obedience, as important characteristics children should be taught
- Belief in **equality** of the sexes in politics and business, but concern that TT not necessarily equitable
- Desire for people to have **control over their lives**

Several themes to emerge from the research (2)

- High value is placed on **preserving the environment**
- People are split on the impact and potential benefits of **science**
- Belief in **democracy**, which in particular means fair elections, strong economy, equality between sexes, criminals are punished
- Government should **concentrate more on TT's problems** than world problems
- Most people are **socially conservative**

Further Information:

sirrobertworcester@moricaribbean.com

markgill@moricaribbean.com

A solid teal horizontal bar spanning the width of the page content area.

Questionnaire & Findings

2006 WORLD VALUES SURVEY: TRINIDAD AND TOBAGO

Topline – 22 December 2006 (FINAL)

- MORI Caribbean interviewed a random sample of 1,002 adults aged 18+ living in Trinidad and Tobago
- Fieldwork was conducted between 14 September and 8th November 2006 using trained interviewers from HHB & Associates
- Data are weighted to reflect the population profile using the latest data available from CSO
- All figures given are percentages and are based on the full sample unless otherwise stated
- Figures based on the full sample (n=1,002) have a confidence interval of approximately $\pm 3\%$
- Where results do not add up to 100, this may be due to multiple responses, computer rounding or the exclusion of don't knows / not stated
- An asterisk (*) represents a figure which is less than 0.5% but greater than zero

SHOW CARD A For each of the following, indicate how important it is in your life. **(Read out and code one answer for each):**

		Very important	Rather important	Not very important	Not at all important	Don't know	No answer
		%	%	%	%	%	%
V4.	Family	96	3	1	*	-	-
V5.	Friends	40	33	24	2	*	*
V6.	Leisure time	52	31	15	2	-	-
V7.	Politics	11	16	42	29	*	1
V8.	Work	83	10	5	2	*	*
V9.	Religion	77	13	8	2	*	*

V10. **Taking all things together, would you say you are** (read out and code one answer):

	%
Very happy	52
Rather happy	35
Not very happy	12
Not at all happy	2
Don't know	-
No answer	-

V11. **All in all, how would you describe your state of health these days? Would you say it is** (read out):

	%
Very good	35
Good	38
Fair	23
Poor	4
Don't know	*
No answer	*

SHOW CARD B Here is a list of qualities that children can be encouraged to learn at home. Which, if any, do you consider to be especially important? Please choose up to five! (Code five mentions at the maximum):

		Mentioned	Not mentioned
		%	%
V12.	Independence	55	45
V13.	Hard work	64	36
V14.	Feeling of responsibility	58	42
V15.	Imagination	6	94
V16.	Tolerance and respect for other people	82	18
V17.	Thrift, saving money and things	32	68
V18.	Determination, perseverance	26	74
V19.	Religious faith	69	31
V20.	Unselfishness	24	76
V21.	Obedience	72	28

- V22. **SHOW CARD C** All things considered, how satisfied are you with your life as a whole these days? Using this card on which 1 means you are “completely dissatisfied” and 10 means you are “completely satisfied” where would you put your satisfaction with your life as a whole? **(Code one number):**

	Completely dissatisfied									Completely satisfied	Don' t know	No answer
	1	2	3	4	5	6	7	8	9	10		
%	3	1	1	3	11	12	18	21	8	22	*	*
Mean = 7.33												

- V23. **Generally speaking, would you say that most people can be trusted or that you need to be very careful in dealing with people?** (Code one answer):

	%
Most people can be trusted	4
Need to be very careful	96
Don't know	*
No answer	*

Now I am going to read off a list of voluntary organizations. For each one, could you tell me whether you are an active member, an inactive member or not a member of that type of organization? (Read out and code one answer for each organization):

		Active member	Inactive member	Don't belong	Not Sated
V24.	Church or religious organization	% 43	% 33	% 24	-
V25.	Sport or recreational organization	19	16	65	-
V26.	Art, music or educational organization	17	14	69	-
V27.	Labor Union	7	13	80	-
V28.	Political party	4	14	83	-
V29.	Environmental organization	5	11	83	-
V30.	Professional association	8	10	82	-
V31.	Humanitarian or charitable organization	14	11	75	-
V32.	Consumer organization	3	10	87	-
V33.	Other WRITE IN:	1	5	93	*

SHOW CARD D **On this list are various groups of people. Could you please mention any that you would not like to have as neighbours?** (Code an answer for each group):

		Mentioned	Not mentioned
		%	%
V34.	Drug addicts	92	8
V35.	People of a different race	2	92
V36.	People who have AIDS	20	80
V37.	Immigrants/foreign workers	5	95
V38.	Homosexuals	66	34
V39.	People of a different religion	2	98
V40.	Heavy drinkers	63	37
V41.	Unmarried couples living together	6	94
V42.	People who speak a different language	6	94
V43.	Other WRITE IN:	2	98

Do you agree, disagree or neither agree nor disagree with the following statements? (read out and code one answer for each statement):

		Agree	Neither	Disagree	Don't know	No answer
V44.	When jobs are scarce, men should have more right to a job than women.	% 25	9	66	*	-
V45.	When jobs are scarce, employers should give priority to Trinidadian and Tobagonian people over immigrants.	% 83	5	11	*	*

V46. SHOW CARD E **Some people feel they have completely free choice and control over their lives, while other people feel that what they do has no real effect on what happens to them. Please use this scale where 1 means "none at all" and 10 means "a great deal" to indicate how much freedom of choice and control you feel you have over the way your life turns out** (code one number):

	None at all	1	2	3	4	5	6	7	8	9	A great deal	10	Don't know	No answer
%		2	1	2	2	8	8	13	16	12	36		*	-

Mean = 7.94

V47. SHOW CARD F Do you think most people would try to take advantage of you if they got a chance, or would they try to be fair? Please show your response on this card, where 1 means that "people would try to take advantage of you," and 10 means that "people would try to be fair" (code one number):

	People would try to take advantage of you									People would try to be fair	Don't know	No answer
	1	2	3	4	5	6	7	8	9	10		
%	26	7	6	8	17	6	8	9	3	9	1	-
Mean = 4.62												

V48. Now I would like to ask you something about the things which would seem to you, personally, most important if you were looking for a job. Here are some of the things many people take into account in relation to their work. Regardless of whether you're actually looking for a job, which one would you, personally, place first if you were looking for a job (read out and code one answer):

	%
A good income so that you do not have any worries about money	30
A safe job with no risk of closing down or unemployment	29
Working with people you like	7
Doing an important job that gives you a feeling of accomplishment	35
Don't know	-
No answer	*

V49. And what would be your second choice (code one answer. Read out list again if necessary – do not read out or code mention at V48):

	%
A good income so that you do not have any worries about money	34
A safe job with no risk of closing down or unemployment	26
Working with people you like	14
Doing an important job that gives you a feeling of accomplishment	24
Don't know	*
No answer	2

Please specify for each of the following statements how strongly you agree or disagree with it! Do you strongly agree, agree, neither agree nor disagree, disagree or strongly disagree? (Read out and code one answer for each statement):

		Strongly agree	Agree	Neither	Disagree	Strongly Disagree	Don't know	N
V50.	To fully develop your talents, you need to have a job.	% 20	38	6	33	2	*	
V51.	It is humiliating to receive money without working for it.	% 15	34	9	36	6	*	
V52.	People who don't work become lazy.	% 38	41	6	13	2	*	
V53.	Work is a duty toward society.	% 31	56	5	6	1	*	
V54.	Work should always come first, even if it means less free time.	% 29	44	6	19	3	*	

V55. SHOW CARD G Are you currently (read out and code one answer only):

	%
Married	40
Living together as married	11
Divorced	2
Separated	5
Widowed	7
Single	35

V56. Have you had any children? (Code 0 if no, and respective number if yes):

	%
No children	32
One child	16
Two children	20
Three children	13
Four children	7
Five children	5
Six children	3
Seven children	2
Eight or more children	2
Not Stated	*

- V57. If someone says a child needs a home with both a father and a mother to grow up happily, would you tend to agree or disagree? (code one answer):

	%
Tend to agree	78
Tend to disagree	21
Don't know	*
No answer	*

- V58. Do you agree or disagree with the following statement (*read out*):
“Marriage is an out-dated institution.” (Code one answer):

	%
Agree	12
Disagree	87
Don't know	1
No answer	*

- V59. If a woman wants to have a child as a single parent but she doesn't want to have a stable relationship with a man, do you approve or disapprove? (Code one answer):

	%
Approve	26
Disapprove	65
Depends (<i>do not read out, code only if volunteered</i>)	8
Don't know	1
No answer	1

For each of the following statements I read out, can you tell me how strongly you agree or disagree with each. Do you strongly agree, agree, disagree, or strongly disagree? (Read out and code one answer for each statement):

		Strongly agree	Agree	Disagree	Strongly disagree	Don't know	No answer
V60	Being a housewife is just as fulfilling as working for pay	% 26	41	26	6	2	*
V61	On the whole, men make better political leaders than women do	% 5	20	48	21	6	1
V62	A university education is more important for a boy than for a girl	% 1	7	46	46	*	*
V63	On the whole, men make better business executives than women do	% 4	16	48	30	2	*

People pursue different goals in life. For each of the following goals, can you tell me if you strongly agree, agree, disagree or strongly disagree with it? **(Read out and code one answer for each statement):**

			Strongly agree	Agree	Disagree	Strongly disagree	Don't know	No answer
V64	One of my main goals in life has been to make my parents proud	%	52	41	7	1	-	-
V65	I seek to be myself rather than to follow others	%	53	43	3	*	*	*
V66	I make a lot of effort to live up to what my friends expect	%	3	11	53	33	*	-
V67	I decide my goals in life by myself	%	35	47	16	2	-	*

V68. **SHOW CARD H** How satisfied are you with the financial situation of your household? Please use this card again to help with your answer **(code one number):**

	Completely dissatisfied										Completely satisfied	Don't know	No answer
	1	2	3	4	5	6	7	8	9	10			
%	8	3	5	5	18	13	16	14	6	12		*	*
Mean = 6.14													

V69. **SHOW CARD I People sometimes talk about what the aims of this country should be for the next ten years. On this card are listed some of the goals which different people would give top priority. Would you please say which one of these you, yourself, consider the most important?** (Code one answer only under “first choice”)

V70. **And which would be the next most important? (Code one answer only under “second choice”)**

	V69 First choice	V70 Second choice
	%	%
A high level of economic growth	52	24
Making sure this country has strong defence forces	10	15
Seeing that people have more say about how things are done at their jobs and in their communities	29	37
Trying to make our cities and countryside more beautiful	9	22
Don't know	*	*
No answer	*	1

V71. **SHOW CARD J If you had to choose, which one of the things on this card would you say is most important?** (code one answer only under “first choice”):

V72. **And which would be the next most important?** (Code one answer only under “second choice”):

	Most	Next
	%	%
Maintaining order in the nation	31	21
Giving people more say in important government decisions	20	27
Fighting rising prices	42	33
Protecting freedom of speech	7	17
Don't know	*	*
No answer	*	*

V73. SHOW CARD K **Here is another list. In your opinion, which one of these is most important?** (Code one answer only under “first choice”):

V74. **And what would be the next most important?** (Code one answer only under “second choice”):

	%	%
A stable economy	35	34
Progress toward a less impersonal and more humane society	9	15
Progress toward a society in which ideas count more than money	6	17
The fight against crime	51	33
Don't know	-	*
No answer	*	*

V75. **Of course, we all hope that Trinidad and Tobago will not be involved in another war, but if it were to come to that, would you be willing to fight for your country?** (Code one answer):

	%
Yes	64
No	30
Don't know	5
No answer	1

I'm going to read out a list of various changes in our way of life that might take place in the near future. Please tell me for each one, if it were to happen, whether you think it would be a good thing, a bad thing, or don't you mind? (Code one answer for each):

		Good	Don't mind	Bad	Don't know	No answer
		%	%	%	%	%
V76.	Less importance placed on work in our lives	13	15	69	3	*
V77.	More emphasis on the development of technology	73	16	9	1	*
V78.	Greater respect for authority	90	8	2	*	-
V79.	More emphasis on family life	94	4	1	*	-

SHOW CARD L Now I will briefly describe some people. Using this card, would you please indicate for each description whether that person is very much like you, like you, somewhat like you, not like you, or not at all like you? (Code one answer for each description):

		Very much like me %	Like me %	Some- what like me %	A little like me %	Not like me %	Not at all like me %	Don't know %	No answe r %
V80.	It is important to this person to think up new ideas and be creative; to do things one's own way.	28	32	16	9	11	3	-	*
V81.	It is important to this person to be rich; to have a lot of money and expensive things.	4	12	10	13	45	16	*	*
V82.	Living in secure surroundings is important to this person; to avoid anything that might be dangerous.	36	42	11	4	5	1	-	-
V83.	It is important to this person to have a good time; to "spoil" oneself.	7	12	7	12	43	17	*	*
V84.	It is important to this person to help the people nearby; to care for their well-being.	35	42	14	5	2	1	-	*
V85.	Being very successful is important to this person; to have people recognize one's achievements.	26	34	15	9	13	3	*	-
V86.	Adventure and taking risks are important to this person; to have an exciting life.	12	18	13	12	31	13	*	*

V87.	It is important to this person to always behave properly; to avoid doing anything people would say is wrong.	33	38	13	6	8	2	-	*
V88.	Looking after the environment is important to this person; to care for nature.	27	40	15	11	5	2	-	*
V89.	Tradition is important to this person; to follow the customs handed down by one's religion or family.	29	27	13	8	16	7	*	*

V90. **In the long run, do you think the scientific advances we are making will help or harm mankind?** (Code one answer):

	%
Will help	41
Will harm	35
Some of each [DO NOT READ OUT]	21
Don't know	3
No answer	*

SHOW CARD M Now, I would like to read some statements and ask how much you agree or disagree with each of these statements. For these questions, a 1 means that you “completely disagree” and a 10 means that you “completely agree.” (Code one number for each statement):

		Completely disagree										Completely agree	Don't know	No answer
		1	2	3	4	5	6	7	8	9	10			
		%	%	%	%	%	%	%	%	%	%	%	%	%
V91.	Science and technology are making our lives healthier, easier, and more comfortable.	7	4	3	5	20	11	13	12	6	17	1	-	
V92.	Because of science and technology, there will be more opportunities for the next generation.	3	3	4	4	11	8	10	16	14	27	1	*	
V93.	Science and technology make our way of life change too fast.	6	2	2	3	9	6	9	16	14	33	1	-	
V94.	We depend too much on science and not enough on faith.	6	2	3	2	9	4	6	12	14	42	*	*	

V95. How interested would you say you are in politics? Are you (read out and code one answer):

	%
Very interested	8
Somewhat interested	27
Not very interested	31
Not at all interested	34
Don't know	-
No answer	*

SHOW CARD N Now I'd like you to look at this card. I'm going to read out some forms of political action that people can take, and I'd like you to tell me, for each one, whether you have done any of these things, whether you might do it or would never under any circumstances do it (read out and code one answer for each action):

		Have done %	Might do %	Would never do %	Don't know %	No answer %
V96.	Signing a petition	22	51	24	2	*
V97.	Joining in boycotts	8	48	41	3	*
V98.	Attending peaceful demonstrations	15	59	24	1	1
V99.	Other (WRITE IN):	*	1	*	1	98

**ONLY ASK V100 to V103 IF RESPONDENT CODES "HAVE DONE" (CODE 1)
AT V96-99, RESPECTIVELY**

Have you or have you not done any of these activities in the last five years? **(Read out and code one answer for each action):**

		Have done %	Have not done %	Don't know %	No answer %	Not stated %
V100.	Signing a petition (n = 204)	71	23	1	3	3
V101.	Joining in boycotts (n = 74)	68	29	-	3	-
V102.	Attending peaceful demonstrations (n = 143)	61	27	-	12	*
V103.	Not applicable					

V104. **Here are two statements people sometimes make when discussing the environment and economic growth. Which of them comes closer to your own point of view?** (Read out and code one answer):

Protecting the environment should be given priority, even if it causes slower economic growth and some loss of jobs.	% 57
Economic growth and creating jobs should be the top priority, even if the environment suffers to some extent.	37
Other answer (<i>code if volunteered only</i>).	1
Don't know	3
No answer	2

SHOW CARD O **I am going to read out some statements about the environment. For each one, can you tell me whether you strongly agree, agree, disagree or strongly disagree?** (Read out and code one answer for each):

		Strongly agree	Agree	Disagree	Strongly disagree	Don't know	No answer
		%	%	%	%	%	%
V105.	I would give part of my income if I were certain that the money would be used to prevent environmental pollution.	16	58	19	5	1	*
V106.	I would agree to an increase in taxes if the extra money were used to prevent environmental pollution.	10	49	29	10	1	1
V107.	The Government should reduce environmental pollution, but it should not cost me any money.	42	36	19	2	1	*

I am going to read out a list of environmental problems facing many communities. Please, tell me how serious you consider each one to be here in your own community. Is it very serious, somewhat serious, not very serious or not serious at all? (Read out and code one answer for each problem):

		Very serious	Some- what serious	Not very serious	Not serious at all	Don't know	No answer
		%	%	%	%	%	%
V108.	Poor water quality.	29	15	29	27	*	-
V109.	Poor air quality.	21	14	32	33	1	-
V110.	Poor sewage and sanitation.	23	15	32	30	*	-

Now let's consider environmental problems in the world as a whole. Please, tell me how serious you consider each of the following to be for the world as a whole. Is it very serious, somewhat serious, not very serious or not serious at all? (Read out and code one answer for each problem):

		Very serious	Some- what serious	Not very serious	Not serious at all	Don't know	No answer
		%	%	%	%	%	%
V111.	Global warming or the greenhouse effect.	71	15	7	1	6	*
V112.	Loss of plant or animal species or biodiversity.	72	16	7	1	4	-
V113.	Pollution of rivers, lakes and oceans.	89	8	1	*	1	-

V114. SHOW CARD P In political matters, people talk of "the left" and "the right." How would you place your views on this scale, generally speaking? (Code one number):

											Don't know	No answer
Left										Right		
	1	2	3	4	5	6	7	8	9	10		
%	4	2	2	4	18	9	9	5	2	10	33	4
Mean = 6.07												

- V115. **Imagine two secretaries, of the same age, doing practically the same job. One finds out that the other earns considerably more than she does. The better paid secretary, however, is quicker, more efficient and more reliable at her job. In your opinion, is it fair or not fair that one secretary is paid more than the other?** (Code one answer):

	%
Fair	69
Not fair	30
Don't know	1
No answer	*

- V116. **SHOW CARD Q Now I'd like you to tell me your views on various issues. How would you place your views on this scale? 1 means you agree completely with the statement on the left; 10 means you agree completely with the statement on the right; and if your views fall somewhere in between, you can choose any number in between. (Code one number for each issue):**

	Incomes should be made more equal										We need larger income differences as incentives for individual effort	Don't know	No answer
	1	2	3	4	5	6	7	8	9	10			
%	11	2	2	3	8	7	9	13	11	34	*		*
Mean = 7.25													

- V117.
- | | Private ownership of business and industry should be increased | | | | | | | | | | Government ownership of business and industry should be increased | Don't know | No answer |
|-------------|--|---|---|---|----|---|---|----|---|----|---|------------|-----------|
| | 1 | 2 | 3 | 4 | 5 | 6 | 7 | 8 | 9 | 10 | | | |
| % | 21 | 7 | 6 | 5 | 16 | 7 | 5 | 10 | 6 | 17 | 1 | | * |
| Mean = 5.34 | | | | | | | | | | | | | |
-

V118.	The government should take more responsibility to ensure that everyone is provided for								People should take more responsibility to provide for themselves		Don't know	No answer
	1	2	3	4	5	6	7	8	9	10		
%	25	7	4	5	14	5	8	7	5	20	*	*
Mean = 5.27												

V119.	Competition is good. It stimulates people to work hard and develop new ideas								Competition is harmful. It brings out the worst in people		Don't know	No answer
	1	2	3	4	5	6	7	8	9	10		
%	42	12	8	6	11	4	3	3	3	7		-
Mean = 3.36												

V120.	In the long run, hard work usually brings a better life								Hard work doesn't generally bring success—it's more a matter of luck and connections		Don't know	No answer
	1	2	3	4	5	6	7	8	9		10	
%	53	13	7	5	8	2	3	3	2		5	*
Mean = 2.78												

V121.	People can only get rich at the expense of others								Wealth can grow so there's enough for everyone	Don't know	No answer
	1	2	3	4	5	6	7	8	9	10	
%	8	2	3	3	13	7	8	10	11	34	*
Mean = 7.29											

V122.	SHOW CARD R Some people believe that individuals can decide their own destiny, while others think that it is impossible to escape a predetermined fate. Please tell me which comes closest to your view on this scale on which 1 means "everything in life is determined by fate," and 10 means that "people shape their fate themselves." (Code one number):											
	Everything is determined by fate								People shape their fate themselves		Don't know	No answer
	1	2	3	4	5	6	7	8	9	10		
%	18	6	2	2	11	6	8	10	8	27	1	-
Mean = 6.22												

V123.	SHOW CARD S All things considered, would you say that the world is better off, or worse off, because of science and technology? Please tell me which comes closest to your view on this scale: 1 means that "the world is a lot worse off," and 10 means that "the world is a lot better off." (Code one number):											
	A lot worse off								A lot better off		Don't know	No answer
	1	2	3	4	5	6	7	8	9	10		
%	10	4	3	3	14	12	10	14	9	21	1	*
Mean = 6.60												

V124. **How about people from other countries coming here to work. Which one of the following do you think the government should do?** (read out and code one answer):

	%
Let anyone come who wants to.	4
Let people come as long as there are jobs available.	31
Place strict limits on the number of foreigners who can come here.	54
Prohibit people coming here from other countries.	9
Don't know	1
No answer	1

I 'd like to ask you how much you trust people from various groups. Could you tell me for each whether you trust people from this group completely, somewhat, not very much or not at all? (Read out and code one answer for each):

		Trust com- pletely	Trust some- what	Do not trust very much	Do not trust at all	Don't know	No answer
		%	%	%	%	%	%
V125.	Your family	73	22	4	1	*	-
V126.	Your neighbourhood	10	51	26	13	*	1
V127.	People you know personally	20	60	15	5	*	*
V128.	People you meet for the first time	1	20	40	38	1	1
V129.	People of another religion	6	55	26	10	2	1
V130.	People of another nationality	4	52	27	14	2	1

I am going to name a number of organizations. For each one, could you tell me how much confidence you have in them: is it a great deal of confidence, quite a lot of confidence, not very much confidence or none at all? (Read out and code one answer for each):

		A great deal	Quite a lot	Not very much	None at all	Don't know	No answer
		%	%	%	%	%	%
V131.	Religious leaders	22	28	41	8	1	*
V132.	The armed forces	11	28	47	13	1	*
V133.	The press	4	17	61	18	1	-
V134.	Television	5	18	62	14	*	-
V135.	Labor unions	6	20	48	20	5	*
V136.	The police	5	23	51	20	*	*
V137.	The courts	7	25	49	18	2	-
V138.	The government (in your nation's capital)	6	20	51	21	1	1
V139.	Political parties	1	8	57	31	2	1
V140.	Parliament	3	13	57	24	2	1
V141.	The public service	7	26	51	14	2	1
V142.	Major Companies	6	24	52	13	4	1
V143.	Environmental organizations	11	30	42	12	5	1
V144.	Women's organizations	11	36	38	6	9	1
V145.	Charitable or humanitarian organizations	15	40	35	6	3	*
V146.	Caricom	8	30	45	10	6	*
V147.	The United Nations	10	29	41	13	6	*
V147a	The President	12	34	38	12	3	1

I'm going to describe various types of political systems and ask what you think about each as a way of governing this country. For each one, would you say it is a very good, fairly good, fairly bad or very bad way of governing this country? (Read out and code one answer for each):

		Very good %	Fairly good %	Fairly bad %	Very bad %	Don't know %	No answer %
V148.	Having a strong leader who does not have to bother with parliament and elections	15	18	17	47	3	*
V149.	Having experts, not government, make decisions according to what they think is best for the country	19	29	18	30	4	*
V150.	Having the army rule	7	10	18	60	4	1
V151.	Having a democratic political system	58	29	4	6	3	*

SHOW CARD T Many things may be desirable, but not all of them are essential characteristics of democracy. Please tell me for each of the following things how essential you think it is as a characteristic of democracy. Use this scale where 1 means “not at all an essential characteristic of democracy” and 10 means it definitely is “an essential characteristic of democracy” **(read out and code one answer for each):**

		Not essential										Essential	D K	N/ A
		1 %	2 %	3 %	4 %	5 %	6 %	7 %	8 %	9 %	10 %		%	%
V152.	Governments tax the rich and subsidize the poor.	11	4	5	5	15	7	9	10	9	24		1	*
V153.	Religious authorities interpret the laws.	25	11	9	8	16	7	6	6	3	7		1	1
V154.	People choose their leaders in free elections.	4	1	1	2	4	3	6	11	11	54		1	1
V155.	People receive state aid for unemployment.	8	4	3	6	11	7	8	13	9	30		1	1
V156.	The army takes over when government is incompetent.	27	8	6	5	11	5	6	8	4	20		1	*
V157.	Civil rights protect people’s liberty against oppression.	4	2	2	4	12	7	10	13	10	36		2	*
V158.	The economy is prospering.	4	1	2	2	9	7	6	11	15	42		1	*
V159.	Criminals are severely punished.	5	1	2	1	4	3	5	8	13	57		*	*
V160.	People can change the laws in referendums.	9	5	4	4	14	9	6	12	9	26		2	*
V161.	Women have the same rights as men.	3	1	1	1	4	3	3	8	12	64		*	*

V162. Show Card U **How important is it for you to live in a country that is governed democratically? On this scale where 1 means it is “not at all important” and 10 means “absolutely important” what position would you choose?** (Code one number):

	Not at all important 1	2	3	4	5	6	7	8	9	Absolutely important 10	Don't know	No answer
%	2	1	1	1	5	5	7	9	11	58	*	*
Mean = 8.69												

V163. Show Card V **And how democratically is Trinidad and Tobago being governed today? Again using a scale from 1 to 10, where 1 means that it is “not at all democratic” and 10 means that it is “completely democratic,” what position would you choose?** (code one number):

	Not at all democratic 1	2	3	4	5	6	7	8	9	Completely democratic 10	Don't know	No answer
%	10	2	5	7	17	13	14	11	5	16	1	*
Mean = 6.13												

V164. **How much respect is there for individual human rights nowadays in Trinidad and Tobago? Do you feel there is** (read out and code one answer):

	%
A great deal of respect for individual human rights	5
Fairly much respect	29
Not much respect	46
No respect at all	20
Don't know	*
No answer	-

V165. **Have you heard of the Millennium Development Goals?**

	%
Yes	19
No	80
Don't know	1
No answer	1

- V166. In 2000, leaders representing almost all the world's countries agreed to carry out a number of programs to improve the lives of the peoples of low-income countries. These programs are known as the Millennium Development Goals. I'm going to read out some of the problems that these programs involve. I would like you to indicate which of these problems you consider most serious. Which of the following problems do you consider the most serious one for the world as a whole? (Read out and code one answer under "most serious for the world"):
- V167. And which is the second most serious problem for the world as a whole? (Read out list again if necessary but not answer given as V166. Code one answer under "next most serious for the world"):

	V166 Most serious in the world	V167 Second most serious in the world
	%	%
People living in poverty and need	71	14
Discrimination against girls and women	5	17
Poor sanitation and infectious diseases	8	31
Inadequate education	7	17
Environmental pollution	8	21
Don't know	-	-
No answer	*	*

- V168. Which of these problems do you consider the most serious one in Trinidad and Tobago? (Read out list again if necessary. Code one answer under "most serious for own country"):
- V169. And which is the next most serious for Trinidad and Tobago? (Read out list again if necessary but not answer given as V168. Code one answer under "next most serious for own country"):

	V168 Most serious in TT	V169 Next most serious in TT
	%	%
People living in poverty and need	63	15
Discrimination of girls and women	7	14
Poor sanitation and infectious diseases	11	24
Inadequate education	11	24
Environmental pollution	8	23
Don't know	-	*
No answer	*	*

V170.	Not asked	
V171.	Not asked	
V172.	Not asked	
V173.	Not asked	
V174.	Not asked	
V175.	Not asked	
V176.	Not asked	
V177.	Not asked	

V178. **Thinking of your own country's problems, should your country's leaders give top priority to help reducing poverty in the world or should they give top priority to solve Trinidad and Tobago's problems? Use this scale where 1 means "top priority to help reducing misery in the world" and 10 means "top priority to solve Trinidad and Tobago's problems." (Code one answer):**

	Top priority to help reducing poverty in the world					Top priority to solve TT's problems					Don't know	No answer
	1	2	3	4	5	6	7	8	9	10		
%	4	*	*	*	3	4	5	6	10	66	*	*

Mean = 8.87

Some people believe that certain kinds of problems could be better handled by the United Nations or regional organizations, such as the European Union or Caricom, rather than by each national government separately. Others think that these problems should be left entirely to the national governments. I'm going to mention some problems. For each one, would you tell me whether you think that policies in this area should be decided by the national governments, by regional organizations, or by the United Nations? (Read out and code one answer for each problem):

		National govern-ments	Regional Organi-zations	United Nations	Don't know	No answer
		%	%	%	%	%
V179.	Peacekeeping	32	12	53	2	1
V180.	Protection of the environment	62	19	18	1	1
V181.	Aid to developing countries	20	20	57	3	1
V182.	Refugees	31	16	48	5	1
V183.	Human Rights	45	11	41	2	1

- V184. **Now let's turn to another topic. How often, if at all, do you think about the meaning and purpose of life?** *(Read out and code one answer!)*

	%
Often	79
Sometimes	17
Rarely	2
Never	1
Don't know	-
No answer	*

- V185. **Do you belong to a religion or religious denomination? If yes, which one?** (Code answer due to list below. Code 0, if respondent answers to have no denomination!)

	%
No denomination	7
Yes:	92
Roman Catholic	20
Protestant/Anglican/Other Christian	44
Orthodox (Russian/Greek/etc.)	*
Jew	-
Muslim	5
Hindu	23
Buddhist	*
Other (WRITE IN)	*
Don't know	*
No answer	1

- V186. **SHOW CARD W Apart from weddings and funerals, about how often do you attend religious services these days?** (Code one answer):

	%
More than once a week	18
Once a week	25
Once a month	15
Only on special holy days	14
Once a year	6
Less often	12
Never, practically never	7
Don't know	*
No answer	1

V187. **Independently of whether you attend religious services or not, would you say you are**
(read out and code one answer):

	%
A religious person	83
Not a religious person	15
An atheist	*
Don't know	1
No answer	1

Generally speaking, do you think that the religious authorities in your country are giving adequate answers to (read out and code one answer for each):

	Yes %	No %	Don't know %	No answer %
V188. The moral problems and needs of the individual	34	63	3	*
V189. The problems of family life	45	53	2	*
V190. People's spiritual needs	49	47	3	1
V191. The social problems facing our society	38	58	3	1

V192. **SHOW CARD X How important is God in your life? Please use this scale to indicate. 10 means "very important" and 1 means "not at all important."** (Code one number):

	Not at all important									Very important	Don't know	No answer
	1	2	3	4	5	6	7	8	9	10		
%	1	*	*	*	1	1	2	2	4	89	*	*

Mean = 9.67

V193. **Do you take some moments of prayer, meditation or contemplation or something like that?**

	%
Yes	97
No	3
Don't know	-
No answer	-

SHOW CARD Y **How strongly do you agree or disagree with each of the following statements?** (*Read out and code one answer for each statement*):

		Strongl y agree	Agree	Neithe r agree nor disagre e	Disagr ee	Strongl y disagre e	DK	N/A
		%	%	%	%	%	%	%
V194.	Politicians who do not believe in God are unfit for public office.	36	31	9	20	3	1	1
V195.	Religious leaders should not influence how people vote in elections.	25	45	7	19	3	*	*
V196.	It would be better for Trinidad and Tobago if more people with strong religious beliefs held public office.	23	40	15	19	2	1	*
V197.	Religious leaders should not influence government decisions.	16	37	12	30	4	*	1

SHOW CARD Z Please tell me for each of the following statements whether you think it can always be justified, never be justified, or something in between, using this card.
(Read out and code one answer for each statement):

			Never (1)								Always (10)		D K	N / A
Mean			%	%	%	%	%	%	%	%	%	%	%	
2.57	V198.	Claiming government benefits to which you are not entitled	58	9	6	7	9	3	3	2	1	3	*	*
3.11	V199.	Avoiding a fare on public transport	49	8	7	8	11	3	4	3	2	5	1	*
2.26	V200.	Cheating on taxes if you have a chance	65	10	5	3	5	2	3	2	1	2	*	1
1.79	V201.	Someone accepting a bribe in the course of their duties	79	8	2	2	2	1	1	2	2	2	-	-
1.95	V202.	Homosexuality	72	4	3	5	10	2	1	1	*	1	1	*
2.04	V203.	Prostitution	70	5	4	4	10	3	1	1	*	1	1	*
2.31	V204.	Abortion	63	7	4	4	14	3	2	1	*	1	*	*
3.58	V205.	Divorce	41	6	5	4	23	7	3	3	3	3	1	*
2.83	V206.	Euthanasia—ending of the life of the incurable sick	56	6	6	5	10	2	3	4	2	4	1	*
1.84	V207.	Suicide	76	6	3	2	5	2	3	1	1	1	*	*
1.81	V208.	For a man to beat his wife	81	6	1	1	3	1	1	2	2	1	-	*

V209. **How proud are you to be Trinidadian/Tobagonian?** (Read out and code one answer):

	%
Very proud	90
Quite proud	8
Not very proud	2
Not at all proud	*
I am not Trinidadian/Tobagonian (do not read out! Code only if volunteered!)	1
Don't know	-
No answer	-

SHOW CARD AA People have different views about themselves and how they relate to the world. Using this card, would you tell me how strongly you agree or disagree with each of the following statements about how you see yourself? **(Read out and code one answer for each statement):**

		Strongly agree %	Agree %	Disagree %	Strongly disagree %	DK %	N/A %
V210.	I see myself as a world citizen.	25	47	24	3	1	1
V211.	I see myself as member of my local community.	41	51	7	*	*	1
V212.	I see myself as citizen of the Trinidad and Tobago nation.	71	27	1	*	-	*
V213.	I see myself as citizen of the Caribbean	41	48	9	1	1	*
V214.	I see myself as an autonomous individual.	43	45	8	1	3	*

Are your mother or father immigrants to this country or not? Please, indicate separately for each of them **(read out and code one answer for each):**

		Immigrant %	Not an immigrant %
V215.	Mother	12	88
V216.	Father	14	86

In your opinion, how important should the following be as requirements for somebody seeking citizenship of your country? Specify for each requirement if you consider it as very important, rather important or not important (read out and code one answer for each requirement):

		Very important %	Rather important %	Not important %	Don't know %	No answer %
V217.	Having ancestors from my country	27	23	49	1	*
V218.	Being born on my country's soil	44	22	34	*	*
V219.	Adopting the customs of my country	42	33	24	1	*
V220.	Abiding by my country's laws	83	12	5	*	*

V221. **SHOW CARD AB** Turning to the question of ethnic diversity, with which of the following views do you agree? Please use this scale to indicate your position (**code one number**):

Ethnic diversity erodes unity	Ethnic diversity enriches life										DK	N/A
	1	2	3	4	5	6	7	8	9	10		
%	6	2	1	2	15	9	8	10	9	36	1	4
Mean = 7.46												

V222. **What language do you normally speak at home?** (Code one answer!)

	%
English	99
Spanish	*
French	-
Chinese	-
Japanese	-
Hindi	-
Other (WRITE IN)	*

People use different sources to learn what is going on in their country and the world. For each of the following sources, please indicate whether you used it last week or did not use it last week to obtain information (**read out and code one answer for each**):

		Used it last week	Did not use it last week	Don't know	No answer
		%	%	%	%
V223.	Daily newspaper	82	18	*	*
V224.	News broadcasts on radio or TV	94	6	*	*
V225.	Printed magazines	23	75	1	1
V226.	In depth reports on radio or TV	71	28	*	1
V227.	Books	39	61	*	*
V228.	Internet, Email	23	75	2	1
V229.	Talk with friends or colleagues	89	11	*	*

V230. How often, if ever, do you use a personal computer? **(Read out and code one answer):**

	%
Never	49
Occasionally	27
Frequently	23
Don't know what a computer is (<i>do not read out, code only if volunteered!</i>)	1
Don't know	*
No answer	*

*

V31 – not asked

V232 – not asked

V233 – not asked

V233a – not asked

V231a. How likely are you to vote in an immediate General Election on a scale of 1 to 10, where 1 means you are certain not to vote and 10 means you are certain to vote? (Code one answer):

	%
Certain not to vote	21
	2
	3
	2
	11
	3
	2
	4
	5
Certain to vote	45
Don't know	2

V234. Did you vote in your country's last elections to the national parliament in 2002? (Code one answer):

	%
Yes	68
No	31
Don't know	*
Can't remember	*
Not eligible to vote/too young	1

- V800. Other than having taken part in this survey, how much have you heard about Vision 2020 – a great deal, a fair amount, not very much or had you not heard of Vision 2020 at all before this interview? (Code one answer):

	%
A great deal	28
A fair amount	42
Not very much	27
Not head of Vision 2020 at all	2
Don't know	*

- V801. SHOWCARD AC In fact, Vision 2020 is the Government's commitment to make Trinidad & Tobago a fully developed nation by the year 2020. How likely or unlikely do you think it is that Trinidad & Tobago will achieve this by the year 2020? SINGLE CODE ONLY

	%
Certain to	4
Very likely	18
Fairly likely	30
Fairly unlikely	20
Very unlikely	17
Certain not to	6
Don't know	4

DEMOGRAPHICS

- V235. (Code respondent's sex by observation):

	%
Male	50
Female	50

- V236. Can you tell me your year of birth, please? 19____

See computer tables	(write in last two digits)
---------------------	----------------------------

- V237. This means you are ____ years old (write in age in two digits).

	%
18-24	19
25-34	24
35-44	20
45-54	18
55-64	9
65+	10

- V238. **What is the highest educational level that you have attained?** [NOTE: if respondent indicates to be a student, code highest level s/he expects to complete]:

	%
No formal education	1
Incomplete primary school	5
Complete primary school	24
Incomplete secondary school: technical/vocational type	11
Complete secondary school: technical/vocational type	39
Incomplete secondary: university- preparatory type	2
Complete secondary: university- preparatory type	7
Some university-level education, without degree	4
University-level education, with degree	7
Don't know	-
No answer	*

- V239. **At what age did you (or will you) complete your full time education, either at school or at an institution of higher education? Please exclude apprenticeships** [NOTE: if respondent indicates to be a student, code highest level s/he expects to complete]:

_____ (*write in age in two digits*)

	%
Under 16	29
16-24	54
25-34	7
35-44	2
45-54	1
No answer	7

- V240. **Do you live with your parents?** (*Code one answer*):

	%
Yes	31
No	69

V241. **Are you employed now or not? If yes, about how many hours a week? If more than one job: only for the main job (code one answer):**

	%
Yes, has paid employment:	62
<i>Full time employee (30 hours a week or more)</i>	42
<i>Part time employee (less than 30 hours a week)</i>	8
<i>Self employed</i>	12
No, no paid employment:	38
<i>Retired/pensioned</i>	12
<i>Housewife not otherwise employed</i>	15
<i>Student</i>	6
<i>Unemployed</i>	5
Other (write in):	*

(NOTE: IF ANSWER IS "YES" AND RESPONDENT HAS A JOB, CONTINUE WITH NEXT QUESTION. IF NO, CONTINUE WITH V249!)

V242. **In which profession/occupation do you work? If more than one job, the main job? What is/was your job there?**

_____ (write in and code due to list below but do not read out list!)

Base: 524	%
Employer/manager of establishment with 10 or more employees	1
Employer/manager of establishment with less than 10 employees	6
Professional worker lawyer, accountant, teacher, etc	9
Supervisory - office worker: supervises others.	6
Non-manual - office worker: non-supervisory	5
Foreman and supervisor	2
Skilled manual worker	33
Semi-skilled manual worker	13
Unskilled manual worker	17
Farmer: has own farm	*
Agricultural worker	2
Member of armed forces, security personnel	7
Never had a job	*

V243. **Are you working for the government or for a private business or industry ?**(read out and code one answer):

Base: 524	%
Government or public organization	30
Private business or industry	69
Private non-profit organization (if volunteered)	1

V244. **Are the tasks you perform at work mostly manual or non-manual? Use this scale where 1 means “mostly manual tasks” and 10 means “mostly non-manual tasks”** (code one answer):

Base: 524

	Mostly manual tasks									Mostly non-manual tasks	
	1	2	3	4	5	6	7	8	9	10	
%	51	11	4	4	11	3	3	4	3	7	
Mean =											

V245. **Are the tasks you perform at work mostly routine tasks or mostly not routine? Use this scale where 1 means “mostly routine tasks” and 10 means “mostly not routine tasks”** (code one answer):

Base: 524

	Mostly routine tasks									Mostly creative work	
	1	2	3	4	5	6	7	8	9	10	
%	43	13	5	5	12	3	5	5	3	7	
Mean =											

V246. **How much independence do you have in performing your tasks at work? Use this scale to indicate your degree of independence where 1 means “no independence at all” and 10 means “complete independence”** (code one answer):

Base: 524

	No independence at all									Complete independence	
	1	2	3	4	5	6	7	8	9	10	
%	6	2	3	4	14	7	9	10	11	34	
Mean =											

V247. **Do you supervise other people at work?** (Code one answer):
Base: 524

		%
	Yes	38
	No	62

V248. **Are you the chief wage earner in your household?** (Code one answer):
Base: 524

		%	
	Yes	62	<i>(in this case skip next two questions and continue with V251)</i>
	No	38	<i>(in this case continue with next question)</i>

V249. **Is the chief wage earner of your household employed now or not?** (Code one answer):
Base: 681

		%
	Yes	73
	No	27

V250. **In which profession/occupation does he/she work (or did work)? If more than one job, the main job? What is/was his/her job there?**

_____ (write in and code due to list below but do not read out list!)

Base: 681

	%
Employer/manager of establishment with 10 or more employees	2
Employer/manager of establishment with less than 10 employees	4
Professional worker lawyer, accountant, teacher, etc	9
Supervisory - office worker: supervises others.	7
Non-manual - office worker: non-supervisory	3
Foreman and supervisor	4
Skilled manual worker	29
Semi-skilled manual worker	11
Unskilled manual worker	15
Farmer: has own farm	1
Agricultural worker	3
Member of armed forces, security personnel	3
Never had a job	3
No answer	5

V251. **During the past year, did your family** (read out and code one answer):

	%
Save money	30
Just get by	30
Spent some savings	22
Spent savings and borrowed money	15
Don't know	2
No answer	*

- V252. **People sometimes describe themselves as belonging to the working class, the middle class, or the upper or lower class. Would you describe yourself as belonging to the** (read out and code one answer):

	%
Upper class	4
Upper middle class	19
Lower middle class	32
Working class	33
Lower class	10
Don't know	1

- V253. **SHOW CARD AD On this card is a scale of incomes on which 1 indicates the “lowest income tenth” and 10 the “highest income tenth” in your country. We would like to know in what group your household is. Please, specify the appropriate number, counting all wages, salaries, pensions and other incomes that come in.** (Code one number):

	Lowest tenth										Highest tenth	Don't know
	1	2	3	4	5	6	7	8	9	10		
%	6	6	12	13	26	17	11	5	1	2		1
Mean =												

(Code how interested the respondent was during the interview):

- V254.

	%
Respondent was very interested	78
Respondent was somewhat interested	21
Respondent was not interested	1

(Code size of town):

- V255.

	%
Under 2,000	26
2,000 – 5,000	28
5 – 10,000	28
10 – 20,000	14
20 – 50,000	4
50 – 100,000	-
100 – 500,000	-
500,000 and more	-

V256. (Code ethnic group by observation):

	%
Caucasian white	*
Negro Black	42
South Asian Indian, Pakistani, etc.	43
East Asian Chinese, Japanese, etc.	1
Arabic, Central Asian	*
Other (<i>write in</i>):	13

(Code location of interview):

V257.

	%
Port of Spain	2
Diego Martin	9
San Juan / Laventille	12
Tunapuna / Piarco	15
Sangre Grande	4
Couva / Tabaquite	13
Chaguanas	6
Mayaro	6
Princes Town	15
Siparia	11
Pt. Fortin	2
Tobago	4

V802. What languages, if any, in addition to English do you speak well enough to get along in?
MULTICODE OK

	%
Chinese	*
French	1
Spanish	11
Other (WRITE IN)	3
Not stated	86

V803. SHOWCARD AE

Which of the groups on this card do you consider you belong to? SINGLE CODE ONLY

	%
Afro-Trinidadian	38
Indo-Trinidadian	42
Other / Mixed	20
Refused	*

V804 SHOWCARD AF

Which, if any, of these radio stations do you tend to listen to regularly nowadays? Please just read out the letter or letters that apply PROBE **"Which others?"** MULTICODE OK

		%
A	Citadel 95.5 FM	14
B	Hott 93.5 FM	11
C	Isaac 98.1 FM	17
D	Music Radio 97 FM	23
E	Power 102 FM	16
F	Radio 90.5 FM	7
G	Radio Ebony 104 FM	12
H	Radio Gold 91.5 FM	2
I	Radio Massala 101.1 FM	11
J	Radio Sangeet 106 FM	10
K	Radio Shakita 94.1 FM	10
L	Rhythm Radio 95 FM	6
M	Radio Tambrin 92.5 FM	4
N	Radio Toco 106.7 FM	2
O	Radio Trinidad 730 AM	4
P	Vibe 105 FM	17
Q	WABC 103 FM	12
R	WEFM 96.1 FM	19
	Other	16
	None of these	6
	Don't know	1

SHOWCARD AG

V805 **Which, if any, of these do you read regularly, that is, three out of four issues?** MULTICODE OK

	%
Trinidad Express	69
Trinidad Guardian	33
Trinidad Newsday	65
Tobago News	2
Bomb/Heat	1
Catholic News	3
Anglican News	*
Caribbean Weekly	*
Mirror	2
Punch	3
Probe	1
Other	1
None of these	6
Don't know	*

SHOWCARD AH

V806 **Which, if any, of these television stations do you tend to watch regularly nowadays?** MULTICODE OK

	%
CNMG	5
TV6	80
Gayelle	8
Parliament Channel	2
Channel 5 (in Tobago)	3
Other Cable Channels	41
None of these	2
Don't know	1

SHOWCARD AI

V807 **Have you done any of the things that are on this list within the last two to three years?**
Just read out the letters. MULTICODE OK

	%
A Presented my views to a local MP	6
B Presented my views to a Senator	1
C Written a letter to a newspaper	3
D Urged someone outside my family to vote	8
E Urged someone to get in touch with a local Councillor	8
F Urged someone to get in touch with an MP	5
G Made a speech before organisation/group	8
H Been elected an officer of an organisation or club	5
I Stood for public office	1
J Taken an active part in a political campaign	2
K Helped on fund raising drives	19
L Used the law to enforce my rights	5
M Voted in a General Election	30
N None of these	49
Don't know	*

End

Technical Appendices

I. Guide to Statistical Reliability

The sample tolerances that apply to the percentage results in this report are given in the table below. This table shows the possible variation that might be anticipated because a sample, rather than the entire population, was interviewed. As indicated, sampling tolerances vary with the size of the sample and the size of the percentage results. Strictly speaking, these sampling tolerances apply to only random probability sample, and thus these should be treated as broadly indicative.

Table 13: Approximate sampling tolerances applicable to percentages at or near these levels

	10% or 90%	30% or 70%	50%
	±	±	±
Size of sample on which Survey result is based			
100 interviews	6	9	10
200 interviews	4	6	7
300 interviews	3	5	6
400 interviews	3	5	5
500 interviews	3	4	4
600 interviews	2	4	4
948 interviews	2	3	3
1,000 interviews	2	3	3

Source: MORI Caribbean

For example, on a question where 50% of the people in a sample of 948 respond with a particular answer, the chances are 95 in 100 that this result would not vary by more than 3 percentage points, plus or minus, from a complete coverage of the entire population using the same procedures.

Tolerances are also involved in the comparison of results from different parts of the sample, or when comparing results different groups of residents. A difference, in other words, must be of at least a certain size to be considered statistically significant. The following table is a guide to the sampling tolerances applicable to comparisons.

Table 14: Differences required for significance at or near these percentages

	10% or 90%	30% or 70%	50%
	±	±	±
Size of sample on which Survey result is based			
100 and 100	8	13	14
100 and 200	7	11	12
100 and 300	7	10	11
100 and 400	7	10	11
100 and 500	7	10	11
200 and 200	7	10	11
200 and 300	5	8	9
394 and 554 (Men v. Women)	4	5	6
338 and 396 (Afro-Trinidadians vs. Indo-Trinidadians)	4	7	7
2,540 and 948 (Wave 7 and Wave 8)	2	3	4

Source: MORI Caribbean

.

II. Guide to Social Classification

The table below contains a brief list of social class definitions as used by the Institute of Practitioners in Advertising. These groups are standard on all surveys carried out by Market & Opinion Research International (MORI) Limited.

Table 15: Social Grades

	Social Class	Occupation of Chief Income Earner
A	Upper Middle Class	Higher managerial, administrative or professional
B	Middle Class	Intermediate managerial, administrative or professional
C1	Lower Middle Class	Supervisor or clerical and junior managerial, administrative or professional
C2	Skilled Working Class	Skilled manual workers
D	Working Class	Semi and unskilled manual workers
E	Those at the lowest levels of subsistence	State pensioners, etc, with no other earnings